

WEENIE GENIE HOT DOG CART

Features

Details

Specs


Schematics



FEATURES

- DOUBLE-RACK GRILL
- DOUBLE STEAM TABLE
- 5 STEAM PANS w/LIDS
- 4 SINKS
- HOT & COLD WATER
- 2 SWIVEL FAUCETS
- 12V WATER PUMP
- 5 GAL FRESH WATER TANK
- 7 GAL WASTE WATER TANK
- INSULATED BEVERAGE BIN (142 cans)
- CONDIMENT SHELF
- 5 CONDIMENT PANS/LIDS
- 2 INTERIOR SHELVES
- 4 WINDOWS
- ADJUSTABLE AWNING
- 2 12V CEILING LIGHTS
- 2 110V ELECTRICAL OUTLETS
- 1500 LBS. WHEEL LEVELING JACK
- REMOVABLE TOW BAR
- 1 7/8" BALL COUPLER
- OPERATOR MANUAL
- SCHEMATICS (for Health Dept. review)
- ONE YEAR WARRANTY

"Going places!"



**Hot Dog
Cart Company**

4497 Springbrook Rd.
Jackson, MI 49201



734-507-1212

DETAILS/DESCRIPTIONS

GRILL

The Weenie Genie hot dog cart is equipped with a double-rack, 55,000 BTU grill with ample cooking space. The drip tray is located below and sufficient to hold grease for months, minimizing the need for frequent cleaning. Due to the popularity of grilling as opposed to steaming, this is an attractive feature.

STEAM TABLE

The steam table on the Comet hot dog cart consists of two, large cast iron burners with individual shut off valves. The steam table accommodates one 1/2 size pans and four 1/3 size pans. The pans are 6" deep and come with solid lids. You can steam, boil or warm up food items of your choice (hot dogs, buns, chili, etc.). Alternative configurations are available. Pans are easily removable for cleaning and maintenance. All pans and lids are NSF approved and listed.

SINKS

The hot dog cart has four sinks and two swivel faucets with hot and cold water for handwashing, rinsing, washing and sanitizing. Water pressure is provided by a 12V water pump.

WATER STORAGE

The Weenie Genie hot dog cart has one 5 gal. fresh water tank and a 7 gal. waste water tank. Capacity can be increased.

BEVERAGE BIN

The Weenie Genie hot dog cart is equipped with an insulated stainless steel beverage bin with a hinged lid and an individual drain. It has a 142 can capacity.

DRY STORAGE

The Weenie Genie has two interior shelves for storage.

HEATING SOURCE

The two burners on the steam table as well as the grill run on propane, which is stored neatly in a double cylinder hold-down rack located inside the cart. It holds two 20 lb. propane tanks (not incl.), reducing the need for replacement during high-volume events.

WINDOWS

The Weenie Genie hot dog cart has four, large customer service windows for fast and easy service. Optional screens are available if required. The sliding windows have lockable latches for security.

CONDIMENT EXTENSION

The condiment extension on the hot dog cart features five condiment pans with slotted lids. It is located on the opposite side of the vendor, ensuring efficient customer flow.

AWNING

The Weenie Genie hot dog cart is equipped with a full-size hinged awning to provide customers cover from the rain or the sun. The awning has lockable latches for security.

CEILING VENT

The Weenie Genie hot dog cart has a 12V fan ceiling vent to circulate air and to keep the interior ventilated without compromising security. The vent cover opens and closes with a hand-operated crank. The switch to turn the fan on/off is mounted on the vent.

ACCESS DOOR

Entrance to the Weenie Genie hot dog cart is located on the side of the cart and is equipped with a key lock for security.

SHELVES

The Weenie Genie hot dog cart has an exterior customer shelf.

TRAILER

The hot dog cart rests on a D.O.T.-approved heavy-duty trailer (title available) with baked enamel finished. The leaf spring suspension system allows you to tow it at freeway speeds with safety. The tire size is 4.8" x 12" standard.

TOWING BAR

The tow bar hitch on the hot dog cart is removable, increasing the approachability of your cart while minimizing safety issues. It is equipped with a 1 7/8" ball coupler with two safety chains. Optional 2" ball coupler available.

LIGHTS

The lights on the hot dog cart are tail, stop, signals and hazards. The wiring harness for the lights is male. The lights come with a license plate holder.

WHEEL LEVELING JACK

The hot dog cart comes with a 1500 lb. capacity swing-back trailer jack. Just fold it back and away when ready for transport. The trailer jack has a side crank handle to level it.

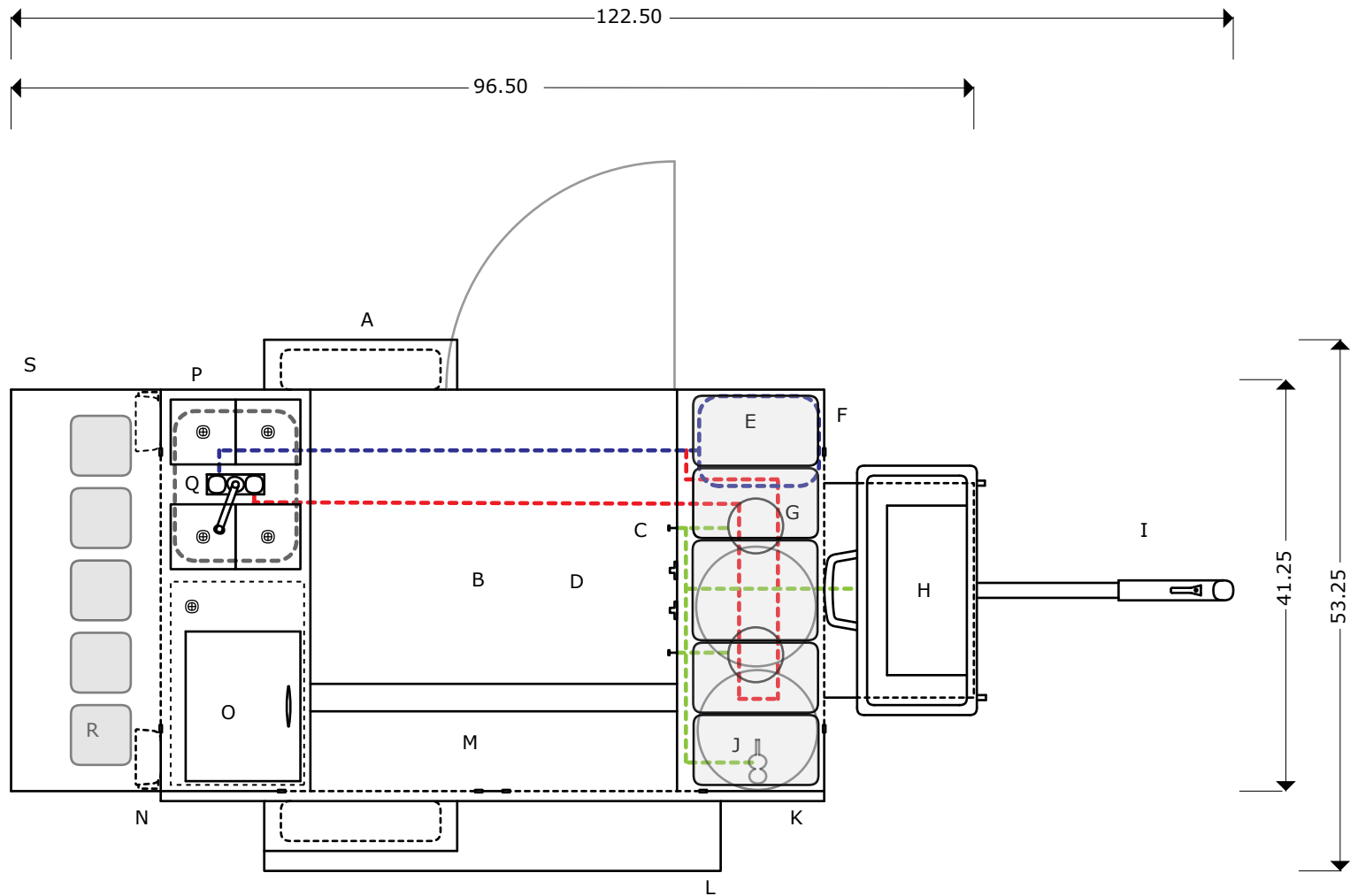
SPECIFICATIONS

CART BODY	L 66.5" x W 41.25" x H 77.25" 18-gauge stainless steel construction
TRAILER	L 122.5" x W 41.25" x H 90.75" 1 7/8" ball coupler 2 safety chains
SUSPENSION	Highway rated 1/2 ton leaf suspension
TIRES	4.8" x 12" standard
ELECTRICAL	Tail, stop, signal, hazard lights Male wiring harness installed 12V water pump
LEVELING JACK	1500 LB wheel leveling jack
SINKS	4 sinks Wash, rinse, sanitize, handwashing
FRESH WATER TANK	5 GAL
WASTE WATER TANK	7 GAL
COLD STORAGE	Insulated beverage bin w/drain 142 can capacity

DRY STORAGE	2 interior shelves
STEAM PANS	4 - 1/3 size (7"x12"x6") 4 lids 1 - 1/2 size (10"x12"x6") 1 lid 4 seperator bars 5 condiment pans 5 slotted lids
BURNERS	2 - 19,000 BTU burners w/adjustable controls (steam table)
GRILL	55,000 BTU Gas Double rack
PROPANE	2 - 20 LB propane tanks (not incl.)
PROPANE REGULATOR	Two-stage regulator
AWNING	Steel, bi-color
STANDARD FEATURES	Hot and cold running water 2 swivel faucets
ADD'L EQUIPMENT OPTIONS	Add'l awning colors available 2" ball coupler Increased water storage

- A-FENDER/TIRE
- B-DIAMOND STEEL FLOOR
- C-SHUT-OFF VALVE
- D-GRILL BURNER CONTROLS
- E-5 GAL FRESH WATER TANK
- F-STEAM PANS
- G-BURNER
- H-DOUBLE-DECKER GRILL
- I-TOW BAR W/BALL COUPLER
- J-20 LB. PROPANE TANK
- K-EXTERIOR AWNING/ENCLOSURE
- L-CUSTOMER SHELF
- M-VENDOR SHELF
- N-TAIL LIGHT
- O-BEVERAGE BIN
- P-SINKS (4)
- Q-7 GAL WASTE WATER TANK
- R-CONDIMENT CONTAINER
- S-CONDIMENT TABLE

- - - - - Cold water line
- - - - - Hot water line
- - - - - Gas line
- - - - - Wastewater line

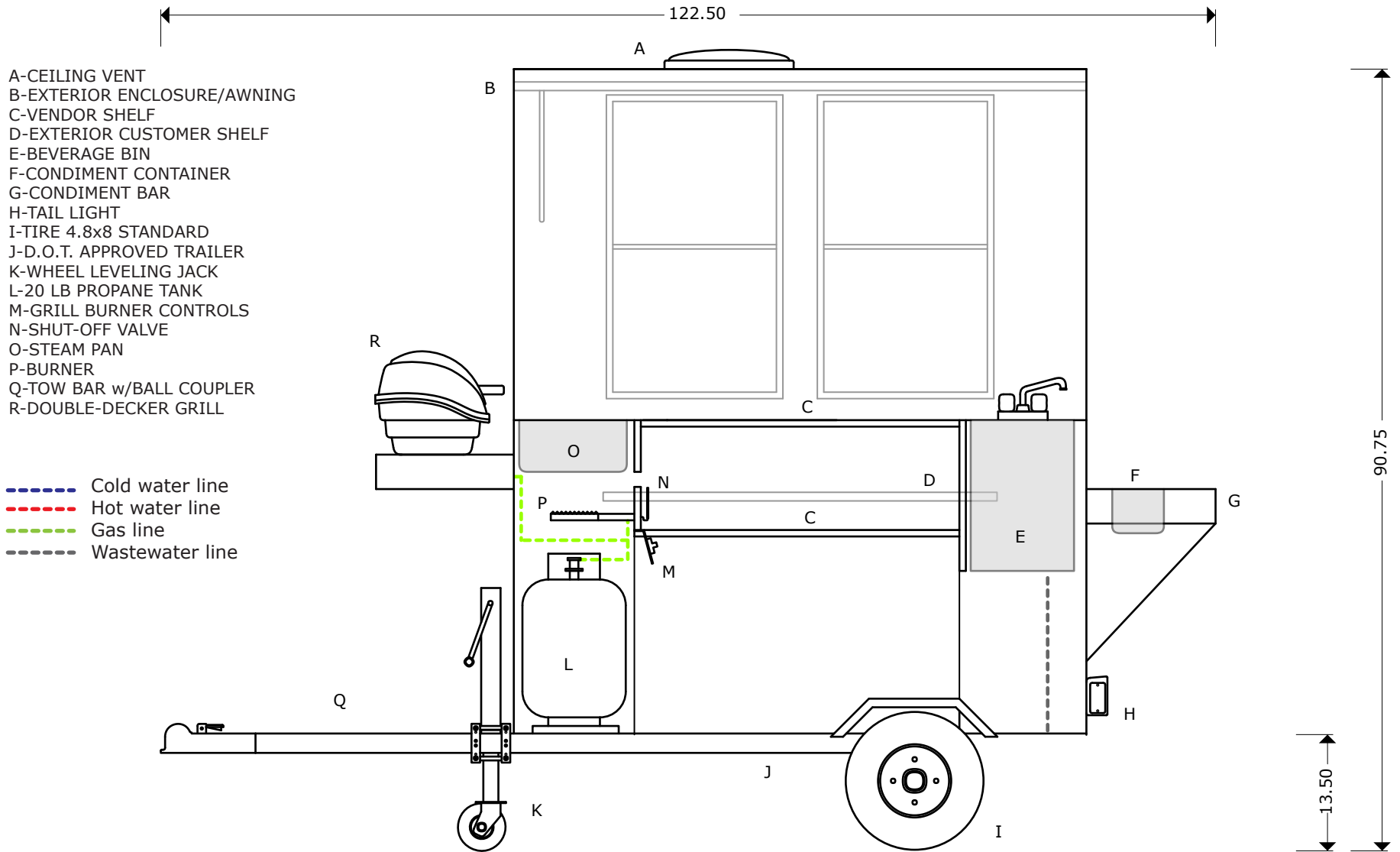


SCHEMATICS

WEENIE GENIE

Left Side View

Hot Dog
Cart Company

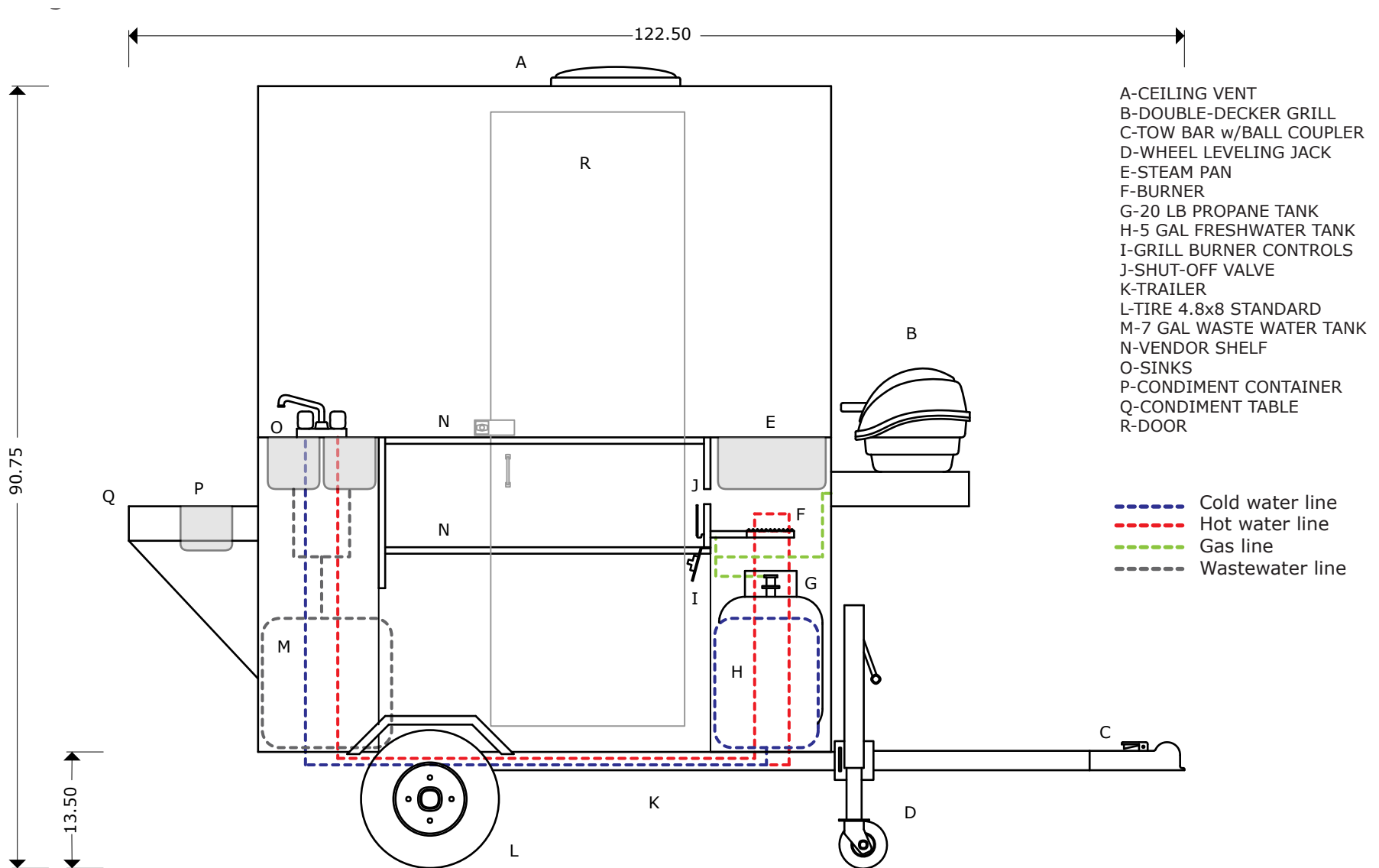


SCHEMATICS

WEENIE GENIE

Right Side View

Hot Dog Cart Company



- A-CEILING VENT
- B-DOUBLE-DECKER GRILL
- C-TOW BAR w/BALL COUPLER
- D-WHEEL LEVELING JACK
- E-STEAM PAN
- F-BURNER
- G-20 LB PROPANE TANK
- H-5 GAL FRESHWATER TANK
- I-GRILL BURNER CONTROLS
- J-SHUT-OFF VALVE
- K-TRAILER
- L-TIRE 4.8x8 STANDARD
- M-7 GAL WASTE WATER TANK
- N-VENDOR SHELF
- O-SINKS
- P-CONDIMENT CONTAINER
- Q-CONDIMENT TABLE
- R-DOOR

- Cold water line
- Hot water line
- Gas line
- Wastewater line