

SUPER LIMO HOT DOG CART

Features

Details

Specs


Schematics



FEATURES


- DOUBLE-DECKER GRILL
- DOUBLE STEAM TABLE
- 4 STEAM PANS w/LIDS
- 4 SINKS
- 2 SWIVEL FAUCETS
- HOT & COLD WATER
- 2.5 GAL COLD WATER TANK
- 2.5 GAL HOT WATER TANK
- 7 GAL WASTE WATER TANK
- 3 STORAGE COMPARTMENTS
- BI-COLOR STEEL CANOPY
- 1500 LBS. WHEEL LEVELING JACK
- REMOVABLE TOW BAR
- 1 7/8" BALL COUPLER
- 2 SAFETY CHAINS
- OPERATOR MANUAL
- SCHEMATICS (for Health Dept. review)
- ONE YEAR WARRANTY

"Going places!"



**Hot Dog
Cart Company**

4497 Springbrook Rd.
Jackson, MI 49201



734-507-1212

DETAILS/DESCRIPTIONS

GRILL

The Super Limo hot dog cart features a stainless steel, double-rack grill with four independent burners and ample cooking space. The drip tray is located below the barbecue and designed to hold grease for months, reducing the need for frequent cleaning and disposal. Due to the popularity of grilling as opposed to steaming, this is an attractive feature and a good investment.

STEAM TABLE

The steam table on the Super Limo hot dog cart consists of two large cast iron burners with individual shut off valves. The steam table accommodates two 1/2 size pans and three 1/3 size pans. The pans are 6" deep and come with solid lids. You can steam, boil or warm up food items of your choice (hot dogs, buns, chili, cheese etc.). Alternative configurations are available. Pans are easily removed for cleaning and maintenance. All pans and lids are NSF approved and listed.

SINKS

The Super Limo hot dog cart has four sinks and two swivel faucets with hot and cold water for handwashing, rinsing, washing and sanitizing. They are located in a stainless steel enclosure in the back of the cart.

WATER STORAGE

The Super Limo hot dog cart has two 2 1/2 gal. fresh water tanks (one for cold water and one for hot water) and a 7 gal. waste water tank. The fresh water tank feature 3/4" exterior intake valves.

STORAGE

There are three interior storage compartments on the Super Limo hot dog cart. One in the front, one in the middle and one in the back. The front area under the steam table is ideal for storing dry food items such as hot dog buns. The compartment in the middle is the largest and can be used to store soda. The compartment in the back is the perfect place to keep extra napkins, foil, paper bags, straws, tongs, spoons, etc. All compartments are accessible by a hinged doors with a safety latches.

HEATING SOURCE

The grill, the two burners for the steam table and the burner for the water heater on the Super Limo hot dog cart run on propane. It is stored neatly in an easily accessible location behind a hinged door with a safety latch. The compartment holds two 20 lb. tanks (not included) ensuring you will not run out during an event. The propane line has a dual stage regulator.

CANOPY

The steel canopy on the Super Limo hot dog cart is red and yellow but can be painted with color(s) of your choosing. It is ideal for displaying menus, magnets and more.

TRAILER

The hot dog cart rests on a D.O.T.-approved heavy-duty trailer (title available) with baked enamel finished. The leaf spring suspension system allows you to tow it at freeway speeds with safety. The tire size is 4.8" x 8" standard.

TOWING BAR

The tow bar hitch on the hot dog cart is removable increasing the approachability of the cart and minimizing safety issues. It is equipped with a 1 7/8" ball coupler with two safety chains. An optional 2" ball coupler is available.

LIGHTS

The lights on the hot dog cart are tail, stop, signals and hazards. The wiring harness for the lights is male. The lights come with a license plate holder.

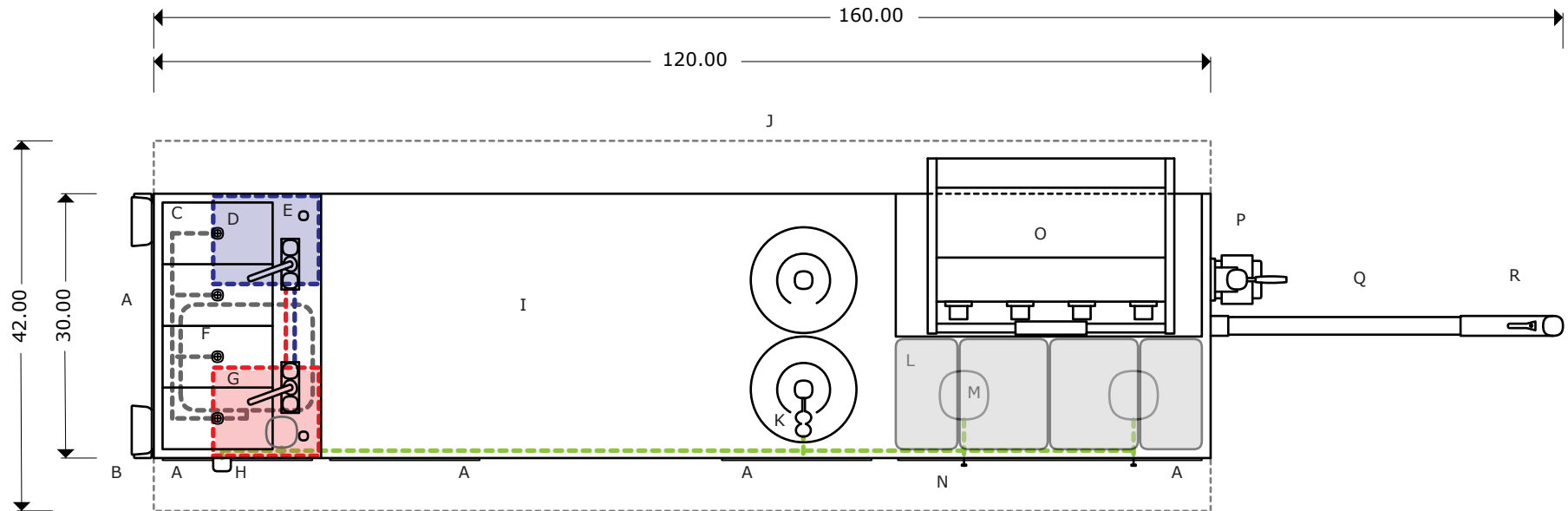
WHEEL LEVELING JACK

Keep your hot dog cart on the level with the easy-to-use 1500 lb. capacity swing-back trailer jack. With the swing-back style there's no need to remove the jack when hauling the hot dog cart, just fold it back and away. The trailer jack has a side crank handle to level it.

SPECIFICATIONS

CART BODY	L 120" x W 30" x H 79" 18-gauge stainless steel construction
TRAILER	L 160" x W 42" x H 92.5" 1 7/8" ball coupler 2 safety chains
SUSPENSION	Highway rated 1/2 ton leaf suspension
TIRES	4.8" x 8" standard
ELECTRICAL	Tail, stop, signal, hazards Male wiring harness installed
LEVELING JACK	1500 lb. wheel leveling jack stand
SINKS	4 sinks Wash, rinse, sanitize, handwashing
FRESH WATER TANK	2.5 gal. hot water 2.5 gal. cold water
WASTE WATER TANK	7 gal.
COLD STORAGE	NONE

DRY STORAGE	3 interior compartments
STEAM PANS	2 - 1/3 size (7"x12"x6") 2 - 1/2 size (10"x12"x6") 4 lids 4 separator bars
BURNERS	2 - 19,000 BTU burners w/adjustable controls (steam table) 1 - 19,000 burner w/adjustable control (hot water tank)
GRILL	Double-rack, gas grill 4 burners
PROPANE	2 - 20 lb. propane tanks (not incl.)
PROPANE REGULATOR	Two-stage regulator
CANOPY	Steel, bi-color
STANDARD FEATURES	Hot and cold running water 2 swivel faucets
ADD'L EQUIPMENT OPTIONS	Add'l canopy colors available 2" ball coupler



- A-SIDE DOOR ACCESS
- B-TAIL LIGHT
- C-SINK (4)
- D-2.5 GAL COLD WATER TANK
- E-WATER INTAKE VALVE
- F-7 GAL WASTE WATER TANK
- G-2.5 GAL HOT WATER TANK
- H-BURNER CONTROL
- I-STORAGE
- J-ROOF LINE

- K-20 LB PROPANE TANK w/PROPANE REGULATOR
- L-STEAM PAN (4)
- M-BURNER (3)
- O-GRILL
- P-WHEEL LEVELING JACK
- Q-TOW BAR
- R-TRAILER HITCH w/BALL COUPLER

- Cold water line
- Hot water line
- Gas line
- Wastewater line

