

SHORT LIMO HOT DOG CART

Features

Details

Specs


Schematics



FEATURES


- DOUBLE STEAM TABLE
- 5 STEAM PANS w/LIDS
- 1 ROLL TOP COVER
- 4 SINKS
- 2 SWIVEL FAUCETS
- HOT & COLD WATER
- 12V WATER PUMP
- 5 GAL WASTE
- 7 GAL WASTE WATER TANK
- INSULATED BEVERAGE BIN (192 cans)
- INSULATED MEAT BIN
- BI-COLOR STEEL CANOPY
- 1000 LBS. WHEEL LEVELING JACK
- TOWABLE TRAILER
- 1 7/8" BALL COUPLER
- 2 SAFETY CHAINS
- OPERATOR MANUAL
- SCHEMATICS (for Health Dept. review)
- ONE YEAR WARRANTY

"Going places!"



**Hot Dog
Cart Company**

4497 Springbrook Rd.
Jackson, MI 49201



734-507-1212

DETAILS/DESCRIPTIONS

STEAM TABLE

The steam table on the Short Limo hot dog cart consists of two large cast iron burners with individual shut off valves. The steam table accommodates two 1/2 size pans and three 1/3 size pans. The pans are 6" deep and come with solid lids. You can steam, boil or warm up food items of your choice (hot dogs, buns, chili, cheese etc.). Alternative configurations are available. Pans are easily removed for cleaning and maintenance. All pans and lids are NSF approved and listed.

SINKS

The Short Limo hot dog cart has four sinks and two swivel faucets with hot and cold water for handwashing, rinsing, washing and sanitizing. Water pressure is provided by a 12V water pump.

WATER STORAGE

The cart has a 5 gal. fresh water tank with an external intake and a 7 gal. waste water tank.

BEVERAGE BIN

The insulated, stainless steel beverage bin on the Short Limo hot dog cart features a hinged lid and has its own drain. It is insulated to maximize the life of the ice. It holds 192 cans.

MEAT BIN

The insulated, stainless steel meat compartment on the Short Limo hot dog cart features a hinged access door, an individual drain and plenty of space to keep your food items cold or frozen.

CONDIMENT TRAY

The condiment tray on the Short Limo hot dog cart accommodates 5 pans with slotted lids. The stainless steel condiment box is sealed, so you can add ice underneath the pans. Here, you can offer a variety of condiments such as diced onions, relish, pepper rings etc.. Pans and lids are NSF approved and listed.

STORAGE

There are two storage compartments on the Short Limo hot dog cart, one in the front and one in the back. The front area under the steam table is ideal for storing dry food items such as hot dog buns. The compartment in the back is the perfect place to keep extra napkins, foil, paper bags, straws, tongs, spoons, etc. Both compartments feature hinged access doors with safety latches.

CANOPY

The steel canopy on the Short Limo hot dog cart is red and yellow but can be painted with color(s) of your choosing. It is ideal for displaying menus, magnets and more.

HEATING SOURCE

The two burners for the steam table and the burner for the water heater on the Short Limo hot dog cart run on propane. It is stored neatly in an easily accessible location behind a hinged door with a safety latch. The compartment holds two 20 lb. tanks (not included) minimizing the need for frequent replacement. The propane line has a dual stage regulator.

TRAILER

The hot dog cart rests on a D.O.T.-approved heavy-duty trailer (title available) with baked enamel finished. The leaf spring suspension system allows you to tow it at freeway speeds with safety. The tire size is 4.8" x 8" standard.

TOWING BAR

The tow bar hitch on the hot dog cart is removable increasing the approachability of the cart and minimizing safety issues. It is equipped with a 1 7/8" ball coupler with two safety chains. An optional 2" ball coupler is available.

LIGHTS

The lights on the hot dog cart are tail, stop, signals and hazards. The wiring harness for the lights is male. The lights come with a license plate holder.

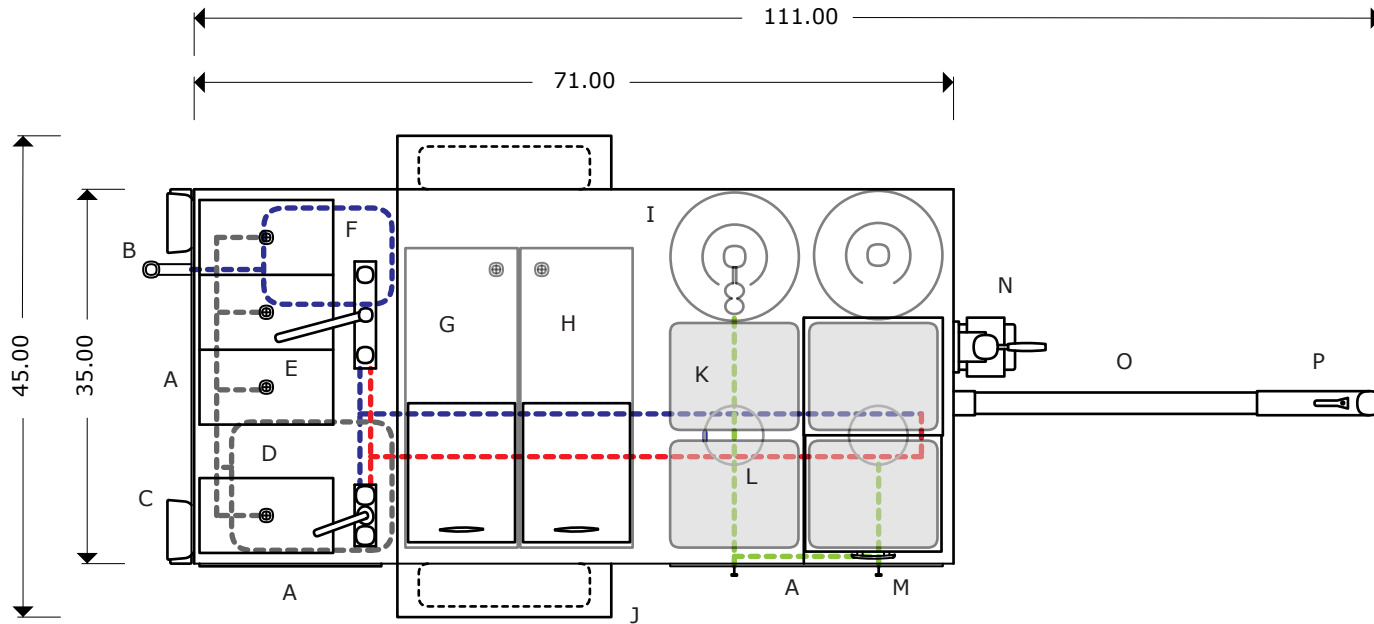
WHEEL LEVELING JACK

Keep your hot dog cart on the level with this easy-to-use 1500 lb. capacity swing-back trailer jack. With the swing-back style there's no need to remove the jack when hauling the hot dog cart, just fold it back and away. The trailer jack has a side crank handle to level it.

SPECIFICATIONS

CART BODY	L 71" x W 35" x H 79" 18-gauge stainless steel construction
TRAILER	L 111" x W 47" x H 92.5" 1 7/8" ball coupler 2 safety chains
SUSPENSION	Highway rated 1/2 ton leaf suspension
TIRES	4.8" x 8" standard
ELECTRICAL	Tail, stop, signal, hazards Male wiring harness installed 12V water pump
LEVELING JACK	1500 LB wheel leveling jack stand
SINKS	4 sinks Wash, rinse, sanitize, handwashing
FRESH WATER TANK	5 GAL
WASTE WATER TANK	7 GAL
COLD STORAGE	Insulated beverage bin w/drain (192 can capacity) Insulated meat bin w/drain

DRY STORAGE	2 interior compartments
STEAM PANS	3 - 1/3 size (7"x12"x6") 3 lids 2 - 1/2 size (10"x12"x6") 2 lids 4 separator bars 1 roll top cover 5 condiment pans 5 slotted lids
BURNERS	2 - 19,000 BTU burners w/adjustable controls (steam table)
PROPANE	2 - 20 LB propane tanks (not incl.)
PROPANE REGULATOR	Two-stage regulator
CANOPY	Steel, bi-color
STANDARD FEATURES	Hot and cold running water 2 swivel faucets
ADD'L EQUIPMENT OPTIONS	Add'l canopy colors available 2" ball coupler



- | | |
|--|--------------------------------|
| A-SIDE DOOR ACCESS | J-FENDER/TIRE |
| B-WATER INTAKE VALVE | K-STEAM PAN (4) |
| C-TAIL LIGHT | L-BURNER |
| D-7 GAL WASTE WATER TANK | M-SHUT-OFF VALVE |
| E-SINK (4) | N-WHEEL LEVELING JACK |
| F-5 GAL FRESH WATER TANK | O-TOW BAR |
| G-BEVERAGE BIN | P-TRAILER HITCH w/BALL COUPLER |
| H-MEAT BIN | |
| I-20 LB PROPANE TANK w/PROPANE REGULATOR | |

- - - - - Cold water line
- - - - - Hot water line
- - - - - Gas line
- - - - - Wastewater line

