

LIMITED EDITION HOT DOG CART

Features

Details

Specs


Schematics



FEATURES


- DOUBLE-DECKER GRILL
- TRIPLE STEAM TABLE
- 5 STEAM PANS
- HOT AND COLD WATER
- 4 SINKS
- SWIVEL FAUCET
- 5 GAL. FRESH WATER TANK
- 7 GAL. WASTE WATER TANK
- INSULATED BEVERAGE BIN (144 can capacity)
- INSULATED MEAT BIN
- BI-LEVEL BREAD BOX
- CONDIMENT TRAY
- 5 CONDIMENT PANS
- UMBRELLA STAND
- LEVELING STAND
- REMOVABLE TOW BAR
- 1 7/8" BALL COUPLER
- 2 SAFETY CHAINS
- OPERATOR MANUAL
- SCHEMATICS (for Health Dept. review)
- ONE YEAR WARRANTY

"Going places!"



**Hot Dog
Cart Company**

4497 Springbrook Rd.
Jackson, MI 49201



734-507-1212

DETAILS/DESCRIPTIONS

GRILL

The grill on the Limited Edition hot dog cart is a double rack, 55,000 BTU grill with ample cooking space. The drip tray is located below and sufficient to hold grease for months, minimizing frequent cleaning. Due to the popularity of grilling as opposed to steaming, this is an attractive feature.

STEAM TABLE

The steam table on the Limited Edition hot dog cart consists of two large cast iron burners with individual shut off valves. The steam table accommodates four 1/3 size pans and one 1/2 size pan. The pans are 6" deep and come with solid lids. You can steam, boil or warm up food items of your choice (hot dogs, buns, chili, cheese etc.). Alternative configurations are available. Pans are easily removed for cleaning and maintenance. All pans and lids are NSF approved and listed.

SINKS

The hot dog cart has four sinks and two swivel faucets with hot and cold water for handwashing, rinsing, washing and sanitizing.

WATER STORAGE

The Limited Edition hot dog cart has a 5 gal. fresh water tank and a 7 gal. waste water tank.

BEVERAGE BIN

The Limited Edition has an insulated beverage bin with a hinged lid and an individual drain. It has a capacity of 144 cans.

MEAT BIN

The meat compartment on the Limited Edition hot dog cart is insulated and has its own drain. It is accessible through a hinged lid.

DRY STORAGE

The Limited Edition hot dog cart features a bi-level bread box behind two sliding stainless steel doors and is sealed (so you don't need to remove anything in case of rain). The lower-level of the bread box accommodates 30 bags (a total of 360 units) of buns. The upper level is ideal for storing extra foil, napkins, paper bags, straws, tongs, spoons, etc.

HEATING SOURCE

The two burners on the steam table of the Limited Edition hot dog cart run on propane, which is stored neatly in an interior compartment accessed by a hinged door with a safety latch. It holds two 20 lb. propane tanks ensuring you never run out during an event. The propane line has a dual stage regulator.

CONDIMENT EXTENSION

The condiment extension on the Limited Edition hot dog cart features five condiment pans with slotted lids. It is located on the opposite side of the vendor, ensuring efficient customer flow.

UMBRELLA

The umbrella holder is located in the center of the hot dog cart to provide ideal shade. It holds a 9 ft. market umbrella available in the color of your choice. This type of umbrella eliminates the need for cleaning as it is easy and inexpensive to replace.

TRAILER

The hot dog cart rests on a D.O.T.-approved heavy-duty trailer (title available) with baked enamel finished. The leaf spring suspension system allows you to tow it at freeway speeds with safety. The tire size is 4.8" x 8" standard.

TOWING BAR

The tow bar on the hot dog cart is removable, increasing the approachability of the cart and reducing potential safety issues. It is equipped with a 1 7/8" ball coupler and two safety chains.

LIGHTS

The lights on the hot dog cart are tail, stop, signals and hazards. The wiring harness for the lights is male. The lights come with a license plate holder.

LEVELING STAND

The hot dog cart is equipped with a stationary leveling stand.

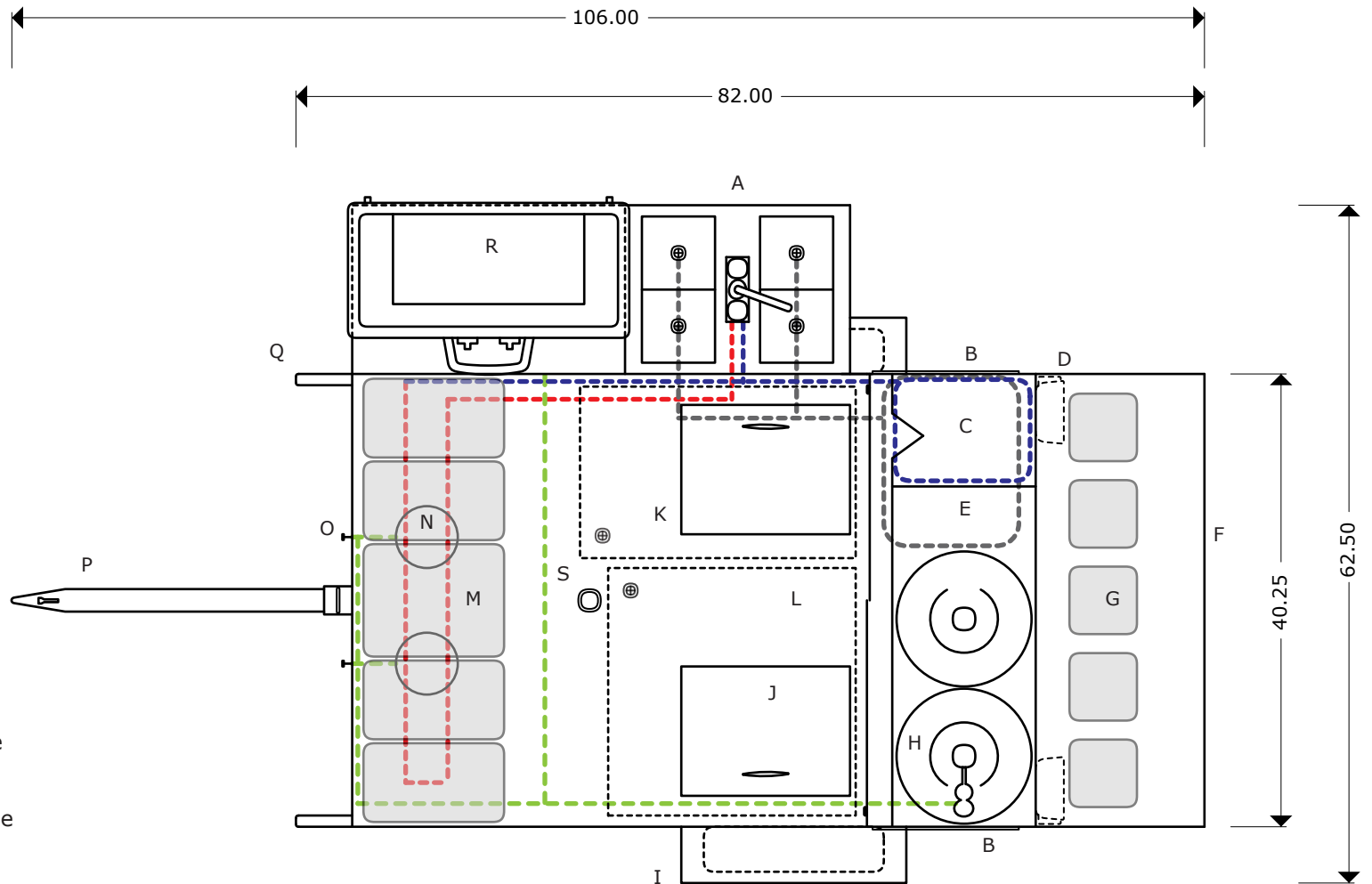
SPECIFICATIONS

CART BODY	L 80.75" x W 40.25" x H 4.25" 18-gauge stainless steel construction
TRAILER	L 106" x W 52" (60")* x H 57.75" 1 7/8" ball coupler 2 safety chains *incl. attachments (e.g., grill, shelf)
SUSPENSION	Highway rated 1/2 ton leaf suspension
TIRES	4.8" x 8" standard
ELECTRICAL	Tail, stop, signal, hazards Male wiring harness installed
LEVELING JACK	Stationary leveling stand
SINKS	4 sinks Wash, rinse, sanitize, handwashing
FRESH WATER TANK	5 GAL
WASTE WATER TANK	7 GAL
COLD STORAGE	Insulated beverage bin 144 can capacity Insulated meat bin

DRY STORAGE	Bi-level bread box
STEAM PANS	4 - 1/3 size (7"x12"x6") 1 - 1/2 size (10"x12"x6") 5 lids 4 separator bars
BURNERS	2 19,000 BTU burners w/adjustable controls (steam table)
PROPANE	2 20 LB propane tanks (not incl.)
PROPANE REGULATOR	Two-stage regulator
CANOPY	N/A
STANDARD FEATURES	Hot and cold running water Swivel faucet
ADD'L EQUIPMENT OPTIONS	9 ft. market umbrella

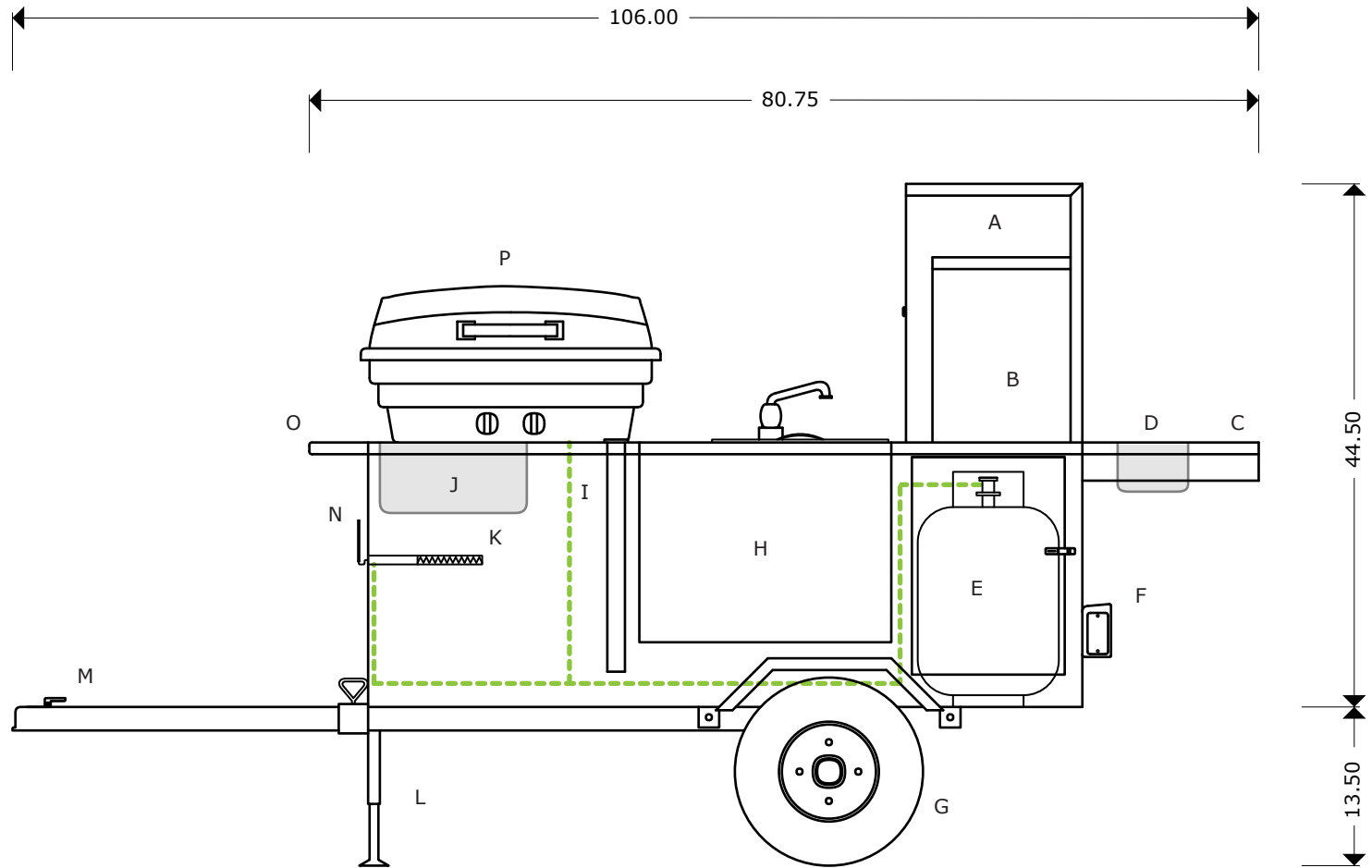
- A-SINKS (4)
- B-SIDE DOOR
- C-5 GAL WATER TANK
- D-TAIL LIGHT
- E-7 GAL WATER TANK
- F-CONDIMENT TABLE
- G-CONDIMENT CONTAINER
- H-20 LB PROPANE TANK
- I-TIRE 4.8x8 STANDARD
- J-LID
- K-MEAT BOX
- L-BEVERAGE BIN
- M-STEAM PAN
- N-BURNER
- O-SHUT-OFF VALVE
- P-TOW BAR w/BALL COUPLER
- Q-HANDLE BAR
- R-DOUBLE DECKER GRILL
- S-UMBRELLA STAND

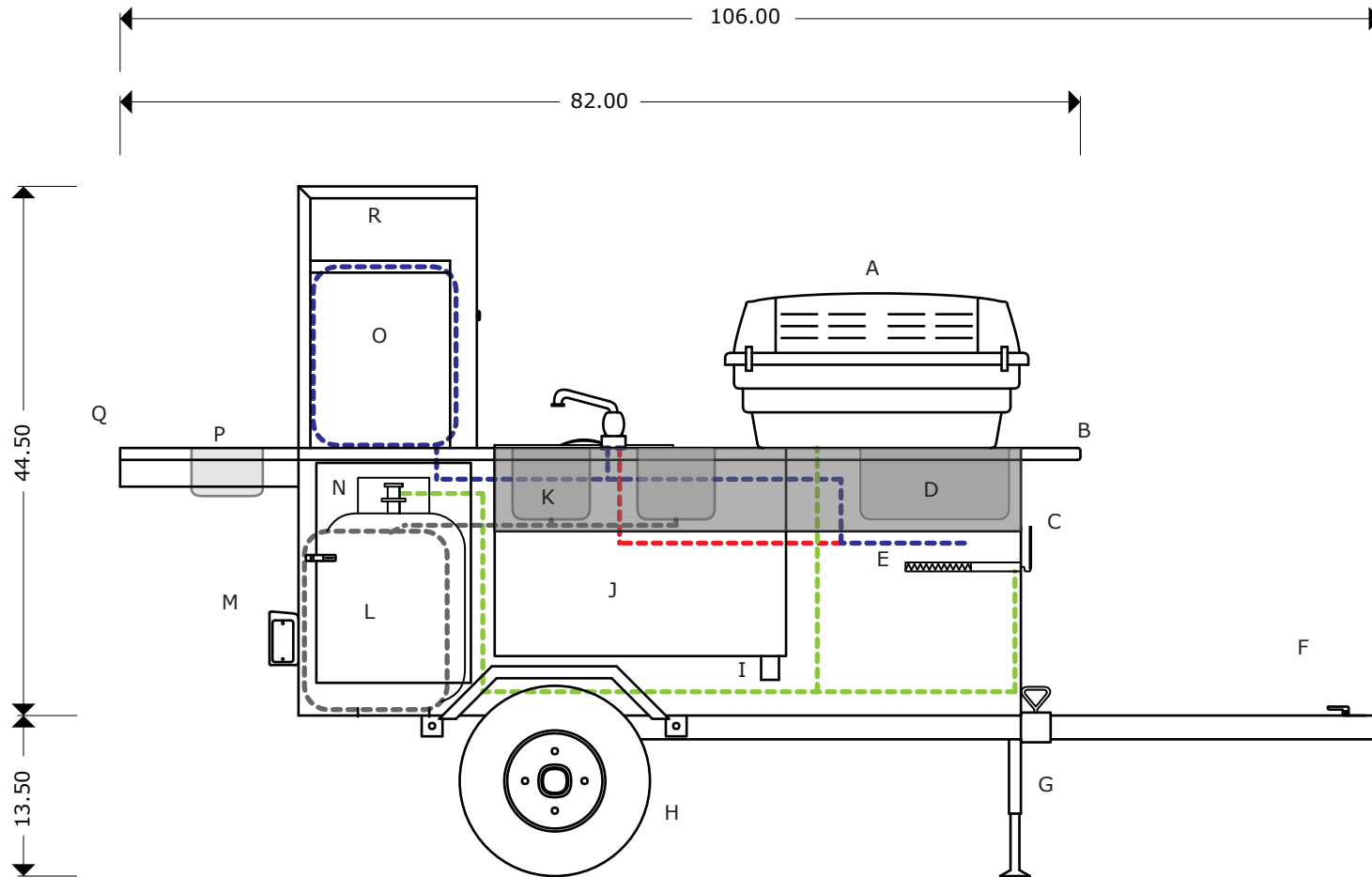
- Cold water line
- Hot water line
- Gas line
- Wastewater line



- A-STORAGE SHELF
- B-STORAGE
- C-CONDIMENT TABLE
- D-CONDIMENT CONTAINER
- F-TAIL LIGHT
- G-TIRE 4.8x8 STANDARD
- H-BEVERAGE BIN
- I-UMBRELLA STAND
- J-STEAM PAN
- K-BURNER
- L-STAND
- M-TOW BAR w/BALL COUPLER
- N-SHUT-OFF VALVE
- O-HANDLE BAR
- P-DOUBLE-DECKER GRILL

- - - Cold water line
- - - Hot water line
- - - Gas line
- - - Wastewater line





- A-DOUBLE-DECKER GRILL
- B-HANDLE BAR
- C-SHUT-OFF VALVE
- D-STEAM PAN
- E-BURNER
- F-TOWING BAR w/BALL COUPLER
- G-STAND
- H-TIRE 4.8x8 STANDARD
- I-UMBRELLA STAND
- J-MEAT BIN
- K-SINK
- L-7 GAL WASTE WATER TANK
- M-TAIL LIGHT
- O-5 GAL FRESH WATER TANK
- P-CONDIMENT CONTAINER
- Q-CONDIMENT TABLE
- R-STORAGE SHELF

- - - - - Cold water line
- - - - - Hot water line
- - - - - Gas line
- - - - - Wastewater line