

# HYBRID HOT DOG CART

Features

Details

Specs


Schematics



## FEATURES


- 110V GRILL/GRIDDLE
- 2 ELECTRIC STEAM TABLES
- 4 STEAM PANS
- HOT AND COLD WATER
- 4 SINKS
- SWIVEL FAUCET
- WATER PUMP
- WATER HEATER
- INSULATED BEVERAGE BIN
- INSULATED MEAT BIN
- 5 GAL. FRESH WATER TANK
- 7 GAL. WASTE WATER TANK
- BI-LEVEL BREAD BOX
- CONDIMENT TABLE
- 5 CONDIMENT PANS
- UMBRELLA STAND
- LEVELING STAND
- REMOVABLE TOW BAR
- 1 7/8" BALL COUPLER
- 2 SAFETY CHAINS
- OPERATOR MANUAL
- SCHEMATICS (for Health Dept. review)
- ONE YEAR WARRANTY

**"Going places!"**



**Hot Dog  
Cart Company**

4497 Springbrook Rd.  
Jackson, MI 49201



**734-507-1212**

## DETAILS/DESCRIPTIONS

### GRILL

The Hybrid hot dog cart is equipped with a 110V stainless steel grill and griddle. Each grill and griddle has their own temperature control knob. Grilling and searing surfaces have a 500 degree capacity.

### STEAM TABLE

The Hybrid hot dog cart is equipped with two full size 110V electric steam tables. The steam table accommodates four 1/2 size pans and two spillage pans. The pans are 6" deep and come with solid lids. You can steam, boil or warm up food items of your choice (hot dogs, buns, chili, cheese etc.). Pans are easily removable for cleaning and maintenance. All pans and lids are NSF approved and listed.

### SINKS

The hot dog cart has four sinks and two swivel faucets with hot and cold water for handwashing, rinsing, washing and sanitizing. A 110V electric pump provides pressurized water. Hot water is produced by a 4 gal. 110V electric water heater.

### WATER STORAGE

The hot dog cart has a 5 gal. fresh water tank and a 7 gal. waste water tank. Capacity can be increased.

### BEVERAGE BIN

The Hybrid hot dog cart features an insulated beverage bin with a capacity of 144 cans. It has its own drain and is accessed through a hinged lid.

### MEAT BIN

The Hybrid hot dog cart has an insulated meat compartment with its own drain and ample storage space.

### DRY STORAGE

The Hybrid hot dog cart features a bi-level bread box behind two sliding stainless steel doors and is sealed (so you don't need to remove anything in case of rain). The lower-level of the bread box accommodates 30 bags (a total of 360 units) of buns. The upper level is ideal for storing extra foil, napkins, paper bags, etc.

### HEATING SOURCE

The Hybrid hot dog cart runs on 110V electricity. The ranges on the steam table, the water pump and the water heater have standard 110V electric plugs.

### UMBRELLA

The umbrella stand located in the center of the hot dog cart accommodates a 9 ft. market umbrella available in the color of your choice. This type of umbrella eliminates the need for cleaning as it is easy and inexpensive to replace.

### TRAILER

The hot dog cart rests on a D.O.T.-approved heavy-duty trailer (title available) with baked enamel finished. The leaf spring suspension system allows you to tow it at freeway speeds with safety. The tire size is 4.8" x 8" standard.

### TOWING BAR

The tow bar on the hot dog cart is removable, increasing the approachability of your cart and reducing potential safety issues. It is equipped with a 1 7/8" ball coupler and two safety chains. Optional 2" ball coupler available.

### LIGHTS

The lights on the hot dog cart are tail, stop, signals and hazards. The wiring harness for the lights is male. The lights come with a license plate holder.

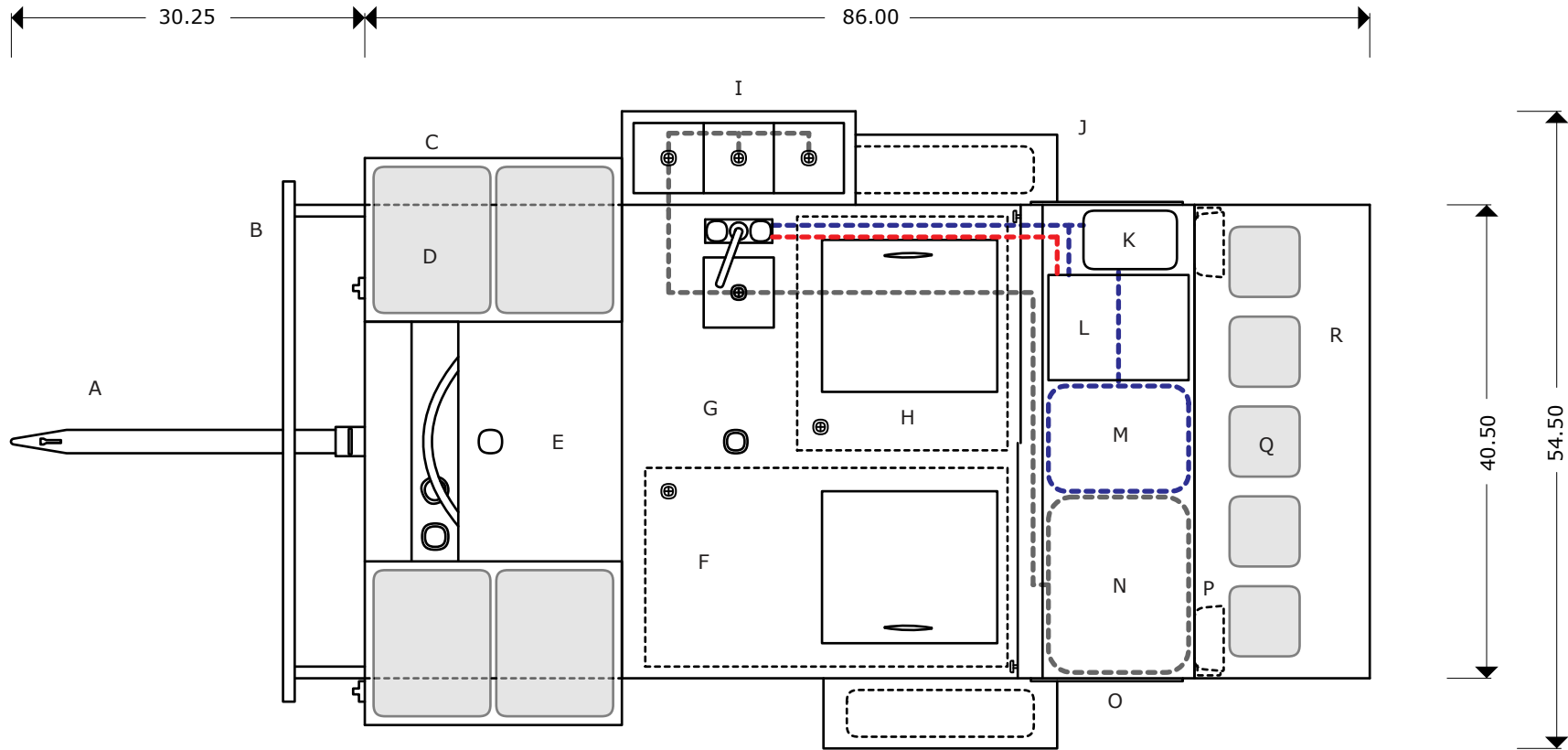
### WHEEL LEVELING JACK

Keep your hot dog cart on the level with this easy-to-use 1000 lb. capacity swing-back trailer jack. With the swing-back style there's no need to remove the jack when hauling the hot dog cart, just fold it back and away. The trailer jack has a side crank handle to level it.

# SPECIFICATIONS

CART BODY	L 86" x W 40.5" x H 44.5" 18-gauge stainless steel construction
TRAILER	L 116" x W 52.5" x H 58" 1 7/8" ball coupler 2 safety chains
SUSPENSION	Highway rated 1/2 ton leaf suspension
TIRES	4.8" x 8" standard
ELECTRICAL	Tail, stop, signal, hazards Male wiring harness installed *Add'l components: see below.
LEVELING JACK	Stationary leveling stand
SINKS	4 sinks Wash, rinse, sanitize, handwashing
FRESH WATER TANK	5 GAL 4 GAL water heater (110V) Water pump (110V)
WASTE WATER TANK	7 GAL
COLD STORAGE	Insulated beverage bin w/drain (144 can capacity) Insulated meat bin w/drain

DRY STORAGE	Bi-level bread box
STEAM PANS	4 - 1/2 size (10"x12"x6") 2 spillage pans 4 lids 5 condiment pans 5 slotted lids
BURNERS	2 full size electric steam tables (110V)
GRILL	Electric grill/griddle (110V)
PROPANE	N/A
PROPANE REGULATOR	N/A
STANDARD FEATURES	Hot and cold running water 2 swivel faucets
ADD'L EQUIPMENT OPTIONS	9 ft. market umbrella 2" ball coupler Increased water storage




A-TOW BAR w/BALL COUPLER  
 B-HANDLE BAR  
 C-ELECTRIC STEAMER  
 D-STEAM PAN  
 E-GRILL  
 F-BEVERAGE BIN

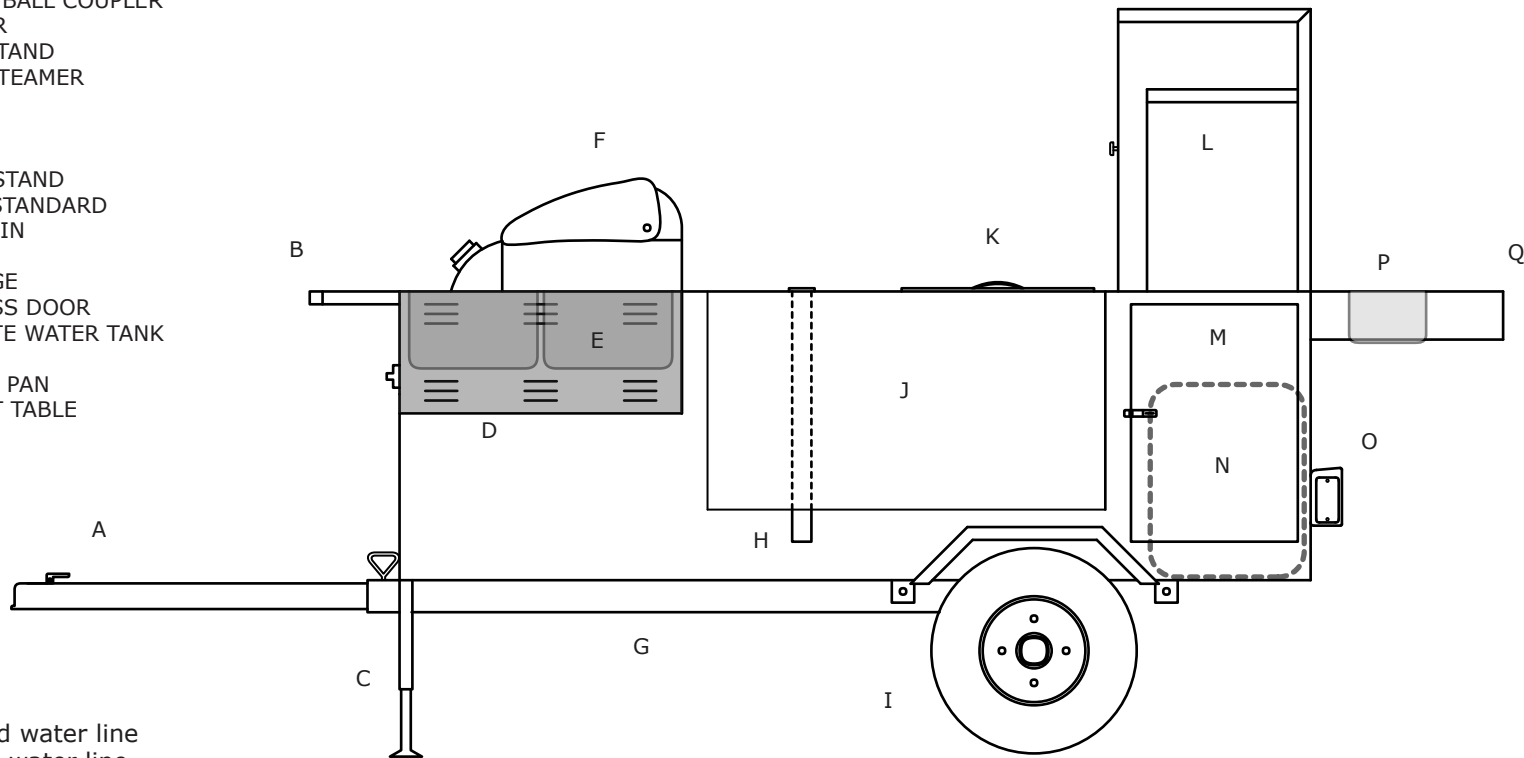
G-UMBRELLA STAND  
 H-MEAT BIN  
 I-SINKS  
 J-FENDER/TIRE  
 K-110V WATER PUMP  
 L-4 GAL WATER HEATER

M-5 GAL FRESH WATER TANK  
 N-7 GAL WASTE WATER TANK  
 O-SIDE ACCESS DOOR  
 P-TAIL LIGHT  
 Q-CONDIMENT CONTAINER  
 R-CONDIMENT TABLE

--- Cold water line  
 --- Hot water line  
 --- Gas line  
 --- Wastewater line



- A-TOW BAR w/BALL COUPLER
- B-HANDLE BAR
- C-LEVELING STAND
- D-ELECTRIC STEAMER
- E-STEAM PAN
- F-GRILL
- G-TRAILER
- H-UMBRELLA STAND
- I-TIRE 4.8X8 STANDARD
- J-BEVERAGE BIN
- K-LID
- L-DRY STORAGE
- M-SIDE ACCESS DOOR
- N-7 GAL WASTE WATER TANK
- O-TAIL LIGHT
- P-CONDIMENT PAN
- Q-CONDIMENT TABLE



- - - - - Cold water line
- - - - - Hot water line
- - - - - Gas line
- - - - - Wastewater line

