

EDISON HOT DOG CART

Features

Details

Specs


Schematics



FEATURES

- 110V GRILL/GRIDDLE
- 2 ELECTRIC STEAM TABLES
- 6 STEAM PANS
- HOT AND COLD WATER
- 4 SINKS
- SWIVEL FAUCET
- WATER PUMP
- WATER HEATER
- INSULATED COMPARTMENT
- 5 GAL. FRESH WATER TANK
- 7 GAL. WASTE WATER TANK
- MULTI-LEVEL BREADBOX
- SIDE SHELF
- CONDIMENT TABLE
- 5 CONDIMENT PANS
- UMBRELLA STAND
- LEVELING STAND
- REMOVABLE TOW BAR
- 1 7/8" BALL COUPLER
- 2 SAFETY CHAINS
- OPERATOR MANUAL
- SCHEMATICS (for Health Dept. review)
- ONE YEAR WARRANTY

"Going places!"



**Hot Dog
Cart Company**

4497 Springbrook Rd.
Jackson, MI 49201



734-507-1212

DETAILS/DESCRIPTIONS

STEAM TABLE

The Edison hot dog cart is equipped with two full size 110V electric steam tables. The steam tables accommodate six 1/3 size pans and two spillage pans. The pans are 6" deep and come with solid lids. Alternative configurations are available. You can steam, boil or warm up food items of your choice (hot dogs, buns, chili, cheese etc.). Pans are easily removable for cleaning and maintenance. All pans and lids are NSF approved and listed.

SINKS

The Edison hot dog cart has two sinks and one swivel faucet with hot and cold water. A 110V electric pump provides pressurized water. Hot water is produced by a 4 gal. 110V electric water heater. An upgrade to four sinks is optional.

WATER STORAGE

The hot dog cart has a 5 gal. fresh water tank and a 7 gal. waste water tank. Capacity can be increased.

COLD STORAGE

The Edison hot dog cart has an insulated compartment with an individual drain accessible through a hinged lid.

DRY STORAGE

The Edison features an attractive shelving unit behind two transparent sliding doors (acrylic) that is sealed. It has a 600 bun capacity. In addition, there are two interior storage compartments-one in front and one in back-accessible through hinged doors with safety latches. These compartments are ideal for storing extra dry goods such as napkins, straws, tongs etc..

HEATING SOURCE

The Edison hot dog cart runs on 110V electricity. The ranges on the steam table, the water pump and the water heater have standard 110V electric plugs.

CONDIMENT TABLE

The stainless steel condiment table on the Edison is optional (\$160). It is located on the opposite side of the vendor and is supported by a 40" piano hinge, which is retractable at the time of traveling. The table gives customers ample space to prepare their food ensuring a steadier flow during peak selling times. The extra space allows you to offer an array of condiments. Table size is 40" x 31".

SHELVING

The Edison hot dog cart features a side shelving unit to assist customers or prepare food.

UMBRELLA

The umbrella stand on the hot dog cart accommodates a 9 ft. market umbrella in the color of your choice. The umbrella holder is located in the center of the cart to provide ideal shade. This type of umbrella eliminates the need for cleaning as it is easy and inexpensive to replace.

TRAILER

The hot dog cart rests on a D.O.T.-approved heavy-duty trailer (title available) with baked enamel finished. The leaf spring suspension system allows you to tow it at freeway speeds with safety. The tire size is 4.8" x 8" standard.

TOWING BAR

The tow bar on the hot dog cart is equipped with a 1 7/8" ball coupler and two safety chains.

LIGHTS

The lights on the hot dog cart are tail, stop, signals and hazards. The wiring harness for the lights is male. The lights come with a license plate holder.

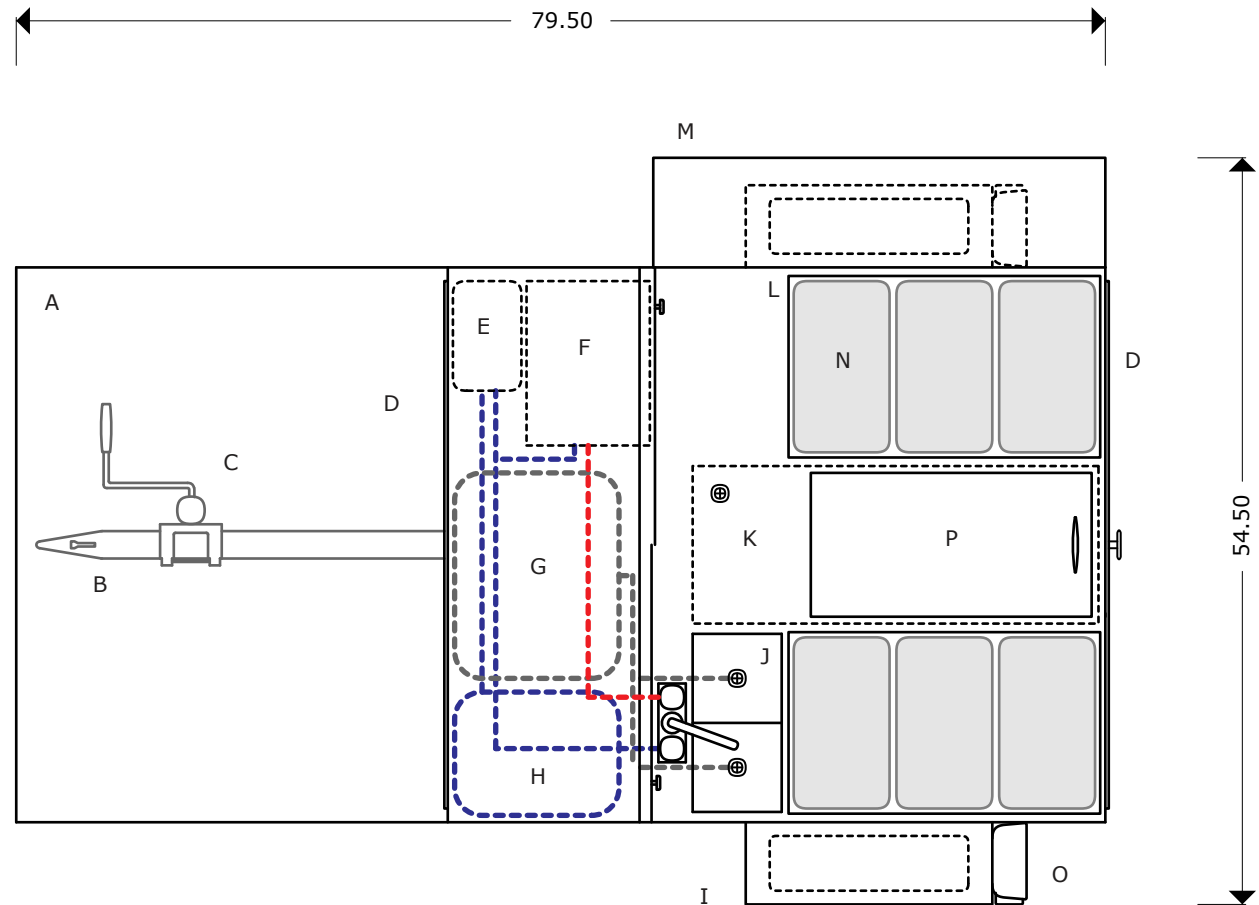
WHEEL LEVELING JACK

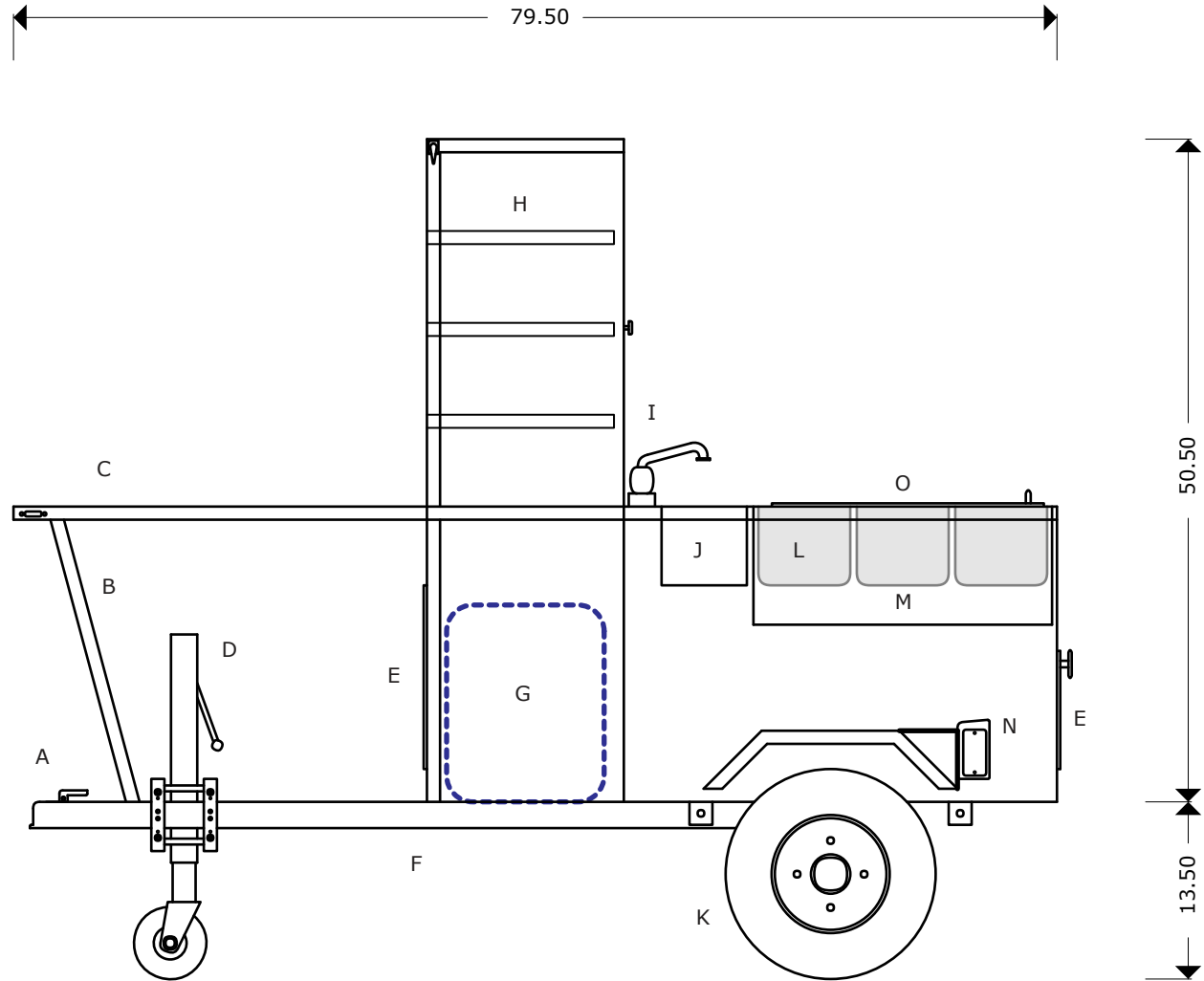
Keep your hot dog cart on the level with this easy-to-use 1000 lb. capacity swing-back trailer jack. With the swing-back style there's no need to remove the jack when hauling the hot dog cart, just fold it back and away. The trailer jack has a side crank handle to level it.

SPECIFICATIONS

CART BODY	L 79.5" x W 40.5" x H 50.5" 18-gauge stainless steel
TRAILER	L 106" x W 52.5" x H 64" 1 7/8" ball coupler 2 safety chains
SUSPENSION	Highway rated 1/2 ton leaf suspension
TIRES	4.8" x 8" standard
ELECTRICAL	Tail, stop, signal, hazard lights Male wiring harness installed Water pump (110V) Water heater (110V) 2 full size steam tables (110V)
LEVELING JACK	1000 LB wheel leveling jack
SINKS	2 sinks/1 swivel faucet Wash, rinse, sanitize, handwashing
FRESH WATER TANK	5 GAL
WASTE WATER TANK	7 GAL
COLD STORAGE	Insulated bin w/drain

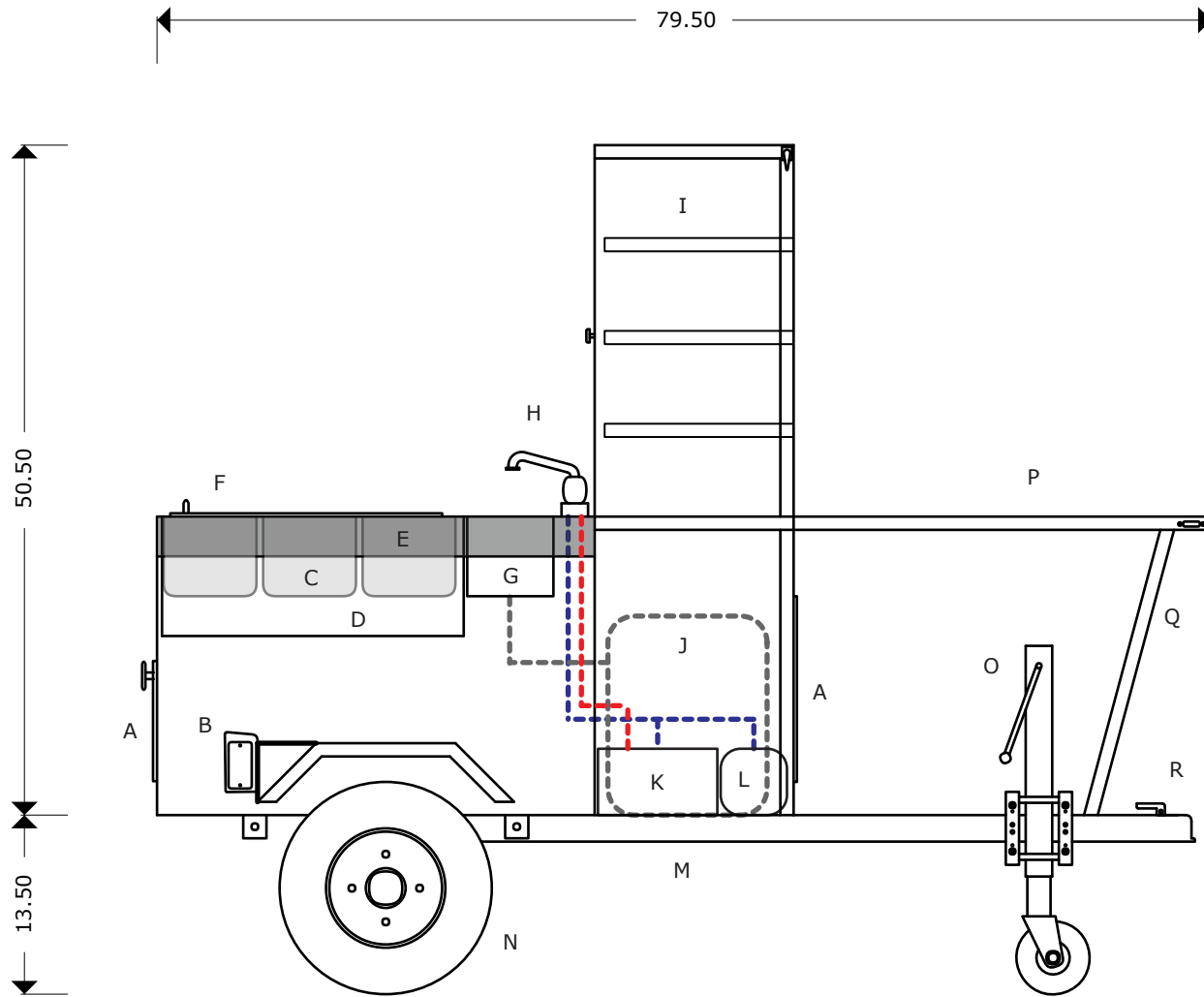
DRY STORAGE	Four-level bread box 2 interior compartments
STEAM PANS	4-1/2 size (10"x12"x6") 2 spillage pans 4 lids Separator bars
BURNERS	2 full size electric steam tables (110V)
PROPANE	N/A
PROPANE REGULATOR	N/A
STANDARD FEATURES	Hot and cold running water Swivel faucet
ADD'L EQUIPMENT OPTIONS	9 ft. market umbrella Increased water storage 4 sinks/2 swivel faucets





- A-TOW BAR w/BALL COUPLER
- B-RETRACTABLE PIANO BAR
- C-FOLD-AWAY TABLE
- D-WHEEL LEVELING JACK
- E-SIDE ACCESS DOOR
- F-TRAILER
- G-5 GAL FRESH WATER TANK
- H-DRY STORAGE SHELF
- I-HOT+COLD WATER FAUCET
- J-SINK
- K-TIRE 4.8X8 STANDARD
- L-STEAM PAN
- M-ELECTRIC STEAMER
- N-TAIL LIGHT
- O-BEVERAGE BIN LID

- - - - - Cold water line
- - - - - Hot water line
- - - - - Gas line
- - - - - Wastewater line



- A-SIDE ACCESS DOOR
- B-TAIL LIGHT
- C-STEAM PAN
- D-ELECTRIC STEAMER
- E-PREP SHELF
- F-BEVERAGE BIN LID
- G-SINK
- H-HOT+COLD WATER FAUCET
- I-DRY STORAGE SHELF
- J-7 GAL WASTE WATER TANK
- K-4 GAL WATER HEATER
- L-110V WATER PUMP
- M-TRAILER
- N-TIRE 4.8X8 STANDARD
- O-WHEEL LEVELING JACK
- P-RETRACTABLE TABLE
- Q-RETRACTABLE PIANO BAR
- R-TOW BAR w/BALL COUPLER

- Cold water line
- Hot water line
- Gas line
- Wastewater line