

# DYNAMITE HOT DOG CART

Features

Details

Specs


Schematics



## FEATURES


- COMMERCIAL CHAR-BROILER GRILL
- 3 BURNER STEAM TABLE
- 3 STEAM PANS w/LIDS
- 3 ROLL TOP COVERS
- 4 SINKS
- HOT & COLD WATER
- SWIVEL FAUCET
- 12V WATER PUMP
- 5 GAL FRESH WATER TANK
- 7 GAL WASTE WATER TANK
- INSULATED BEVERAGE BIN (400 can capacity)
- 4 110V ELECTRICAL OUTLETS
- MALE OUTLET
- INTERIOR STORAGE
- VENDOR PREP SHELF
- 2 9 FT. UMBRELLAS
- 1500 LBS. WHEEL LEVELING JACK
- REMOVABLE TOW BAR
- 2" BALL COUPLER
- OPERATOR MANUAL
- SCHEMATICS (for Health Dept. review)
- ONE YEAR WARRANTY

**"Going places!"**



**Hot Dog  
Cart Company**

4497 Springbrook Rd.  
Jackson, MI 49201



# 734-507-1212

## DETAILS/DESCRIPTIONS

### GRILL

The Dynamite hot dog cart is equipped with a stainless steel char-broiler grill with three 40,000 BTU burners, providing a dependable and consistent cooking experience. The grates are cast iron steel. The grease tray is stainless steel and easily removable for easy cleaning.

### STEAM TABLE

The steam table on the Dynamite hot dog cart consists of three, large cast-iron burners with individual shut off valves. The steam table holds three full-size pans with solid lids. The steam table includes 3 roll top covers and 3 spillage pans. You can steam, boil or warm up food items of your choice (hot dogs, buns, chili, etc.). Alternative configurations are available. Inserts are optional and can be ordered to the configuration desired. Pans are easily removable for cleaning and maintenance. All pans and lids are NSF approved and listed.

### SINKS

The Dynamite hot dog cart has four sinks and one swivel faucet with hot and cold water for handwashing, rinsing, washing and sanitizing. Water pressure is provided by an electric water pump (12V).

### WATER STORAGE

The Dynamite hot dog cart is equipped with two stationary storage tanks: a 5 gal. fresh water tank and a 7 gal. waste water tank. The fresh water tank features an external intake valve. The waste water tank drains to the street. Water capacity can be upgraded.

### BEVERAGE BIN

The Dynamite hot dog cart is equipped with an insulated stainless steel beverage bin with a hinged lid and an individual drain. It has a 400 can capacity and is easily accessible to both vendors and customers.

### HEATING SOURCE

The three burners on the steam table as well as the grill run on propane, which is stored neatly in a double cylinder hold-down rack located inside the cart. It holds two 20 lb. propane tanks (not incl.), reducing the need for replacement during high-volume events. The propane line has a dual-stage regulator.

### STORAGE

The Dynamite has four interior storage areas accessible through hinged doors with latches. Two of the storage areas are ideal for storing dry goods. The ample storage capacity of the Dynamite hot dog cart virtually eliminates the need for loading and unloading, as a large inventory of dry goods and food items can be stored in the cart.

### SHELVING

A conveniently located, vendor-side prep shelf extends the length of the grill.

### ELECTRICAL

The Dynamite has a total of four 110V electrical outlets with two outlets on each side of the cart. In addition, there is a male outlet which can be used to draw power from an external source.

### UMBRELLA

The Dynamite has two umbrella inserts, one at each end of the cart. They hold a 9 ft. market umbrella, providing extensive shade. This type of umbrella eliminates the need for cleaning as it is easy and inexpensive to replace.

### TRAILER

The hot dog cart rests on a D.O.T.-approved heavy-duty trailer (title available) with baked enamel finished. The leaf spring suspension system allows you to tow it at freeway speeds with safety. The tire size is 4.8" x 12" standard.

### TOWING BAR

The tow bar hitch on the hot dog cart is removable, increasing the approachability of your cart while minimizing safety issues. It is equipped with a 2" ball coupler with two safety chains.

### LIGHTS

The lights on the hot dog cart are tail, stop, signals and hazards. The wiring harness for the lights is male. The lights come with a license plate holder.

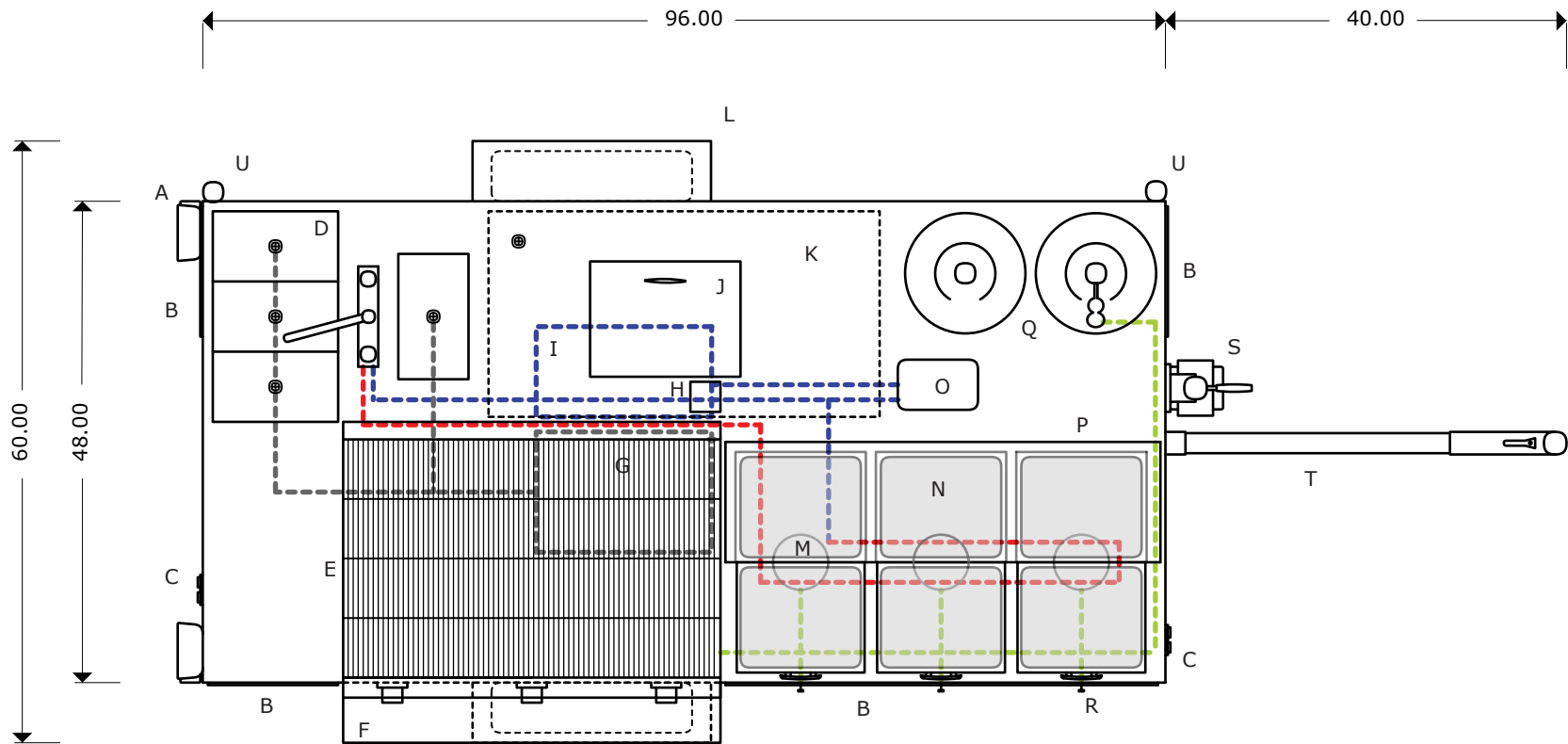
### WHEEL LEVELING JACK

The hot dog cart comes with a 1500 lb. capacity swing-back trailer jack. Just fold it back and away when ready for transport. The trailer jack has a side crank handle to level it.

# SPECIFICATIONS

CART BODY	L 96" x W 48" x H 40.5" 18-gauge stainless steel construction
TRAILER	L 136" x 60" x H 56" 2" ball coupler 2 safety chains
SUSPENSION	Highway rated 1/2 ton leaf suspension
TIRES	4.8" x 12" standard
ELECTRICAL	Tail, stop, signal, hazard lights Male wiring harness installed Water pump (12V) 4 electrical outlets (110V) Male outlet (110V)
LEVELING JACK	1500 LB wheel leveling jack
SINKS (4)	Wash, rinse, sanitize, handwashing
FRESH WATER TANK	5 GAL stationary tank w/external intake
WASTE WATER TANK	7 GAL stationary tank w/drain
COLD STORAGE	Insulated beverage bin w/drain (400 cans)

DRY STORAGE	Interior storage 4 side access doors
STEAM PANS	3 - full size (10"x20"x6") 3 lids 3 spillage pans 3 roll top covers *Add'l config. avail.
STEAM TABLE	3 - 19,000 BTU burners w/adjustable controls (steam table)
GRILL	(24" x 36") 3 - 40,000 BTU burners Gas
PROPANE	2 - 20 LB propane tanks (not incl.)
PROPANE REGULATOR	Two-stage regulator
STANDARD FEATURES	Hot and cold running water Swivel faucet
ADD'L EQUIPMENT OPTIONS	Increased water capacity Alternative steam pan config.

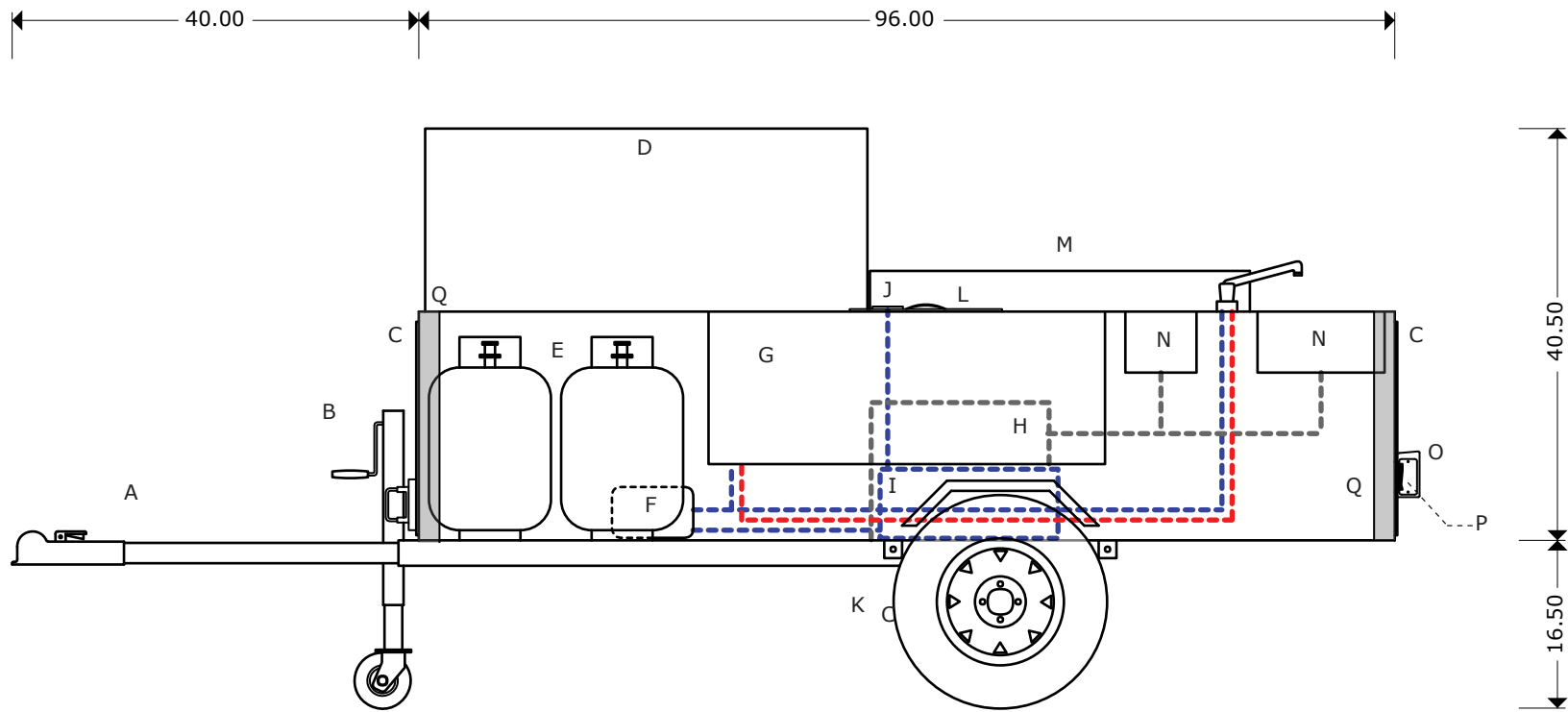


A-TAIL LIGHT  
 B-SIDE ACCESS DOOR  
 C-ELECTRICAL OUTLET  
 D-SINKS  
 E-GRILL  
 F-PREP SHELF  
 G-WASTE WATER TANK  
 H-FRESH WATER INTAKE VALVE

I-FRESH WATER TANK  
 J-BEVERAGE BIN LID  
 K-BEVERAGE BIN  
 L-FENDER/TIRE  
 M-BURNER  
 N-STEAM PAN  
 O-WATER PUMP  
 P-ENCLOSURE  
 Q-PROPANE TANKS

R-BURNER CONTROL  
 S-WHEEL LEVELING JACK  
 T-TOW BAR w/BALL COUPLER  
 U-UMBRELLA STAND(S)

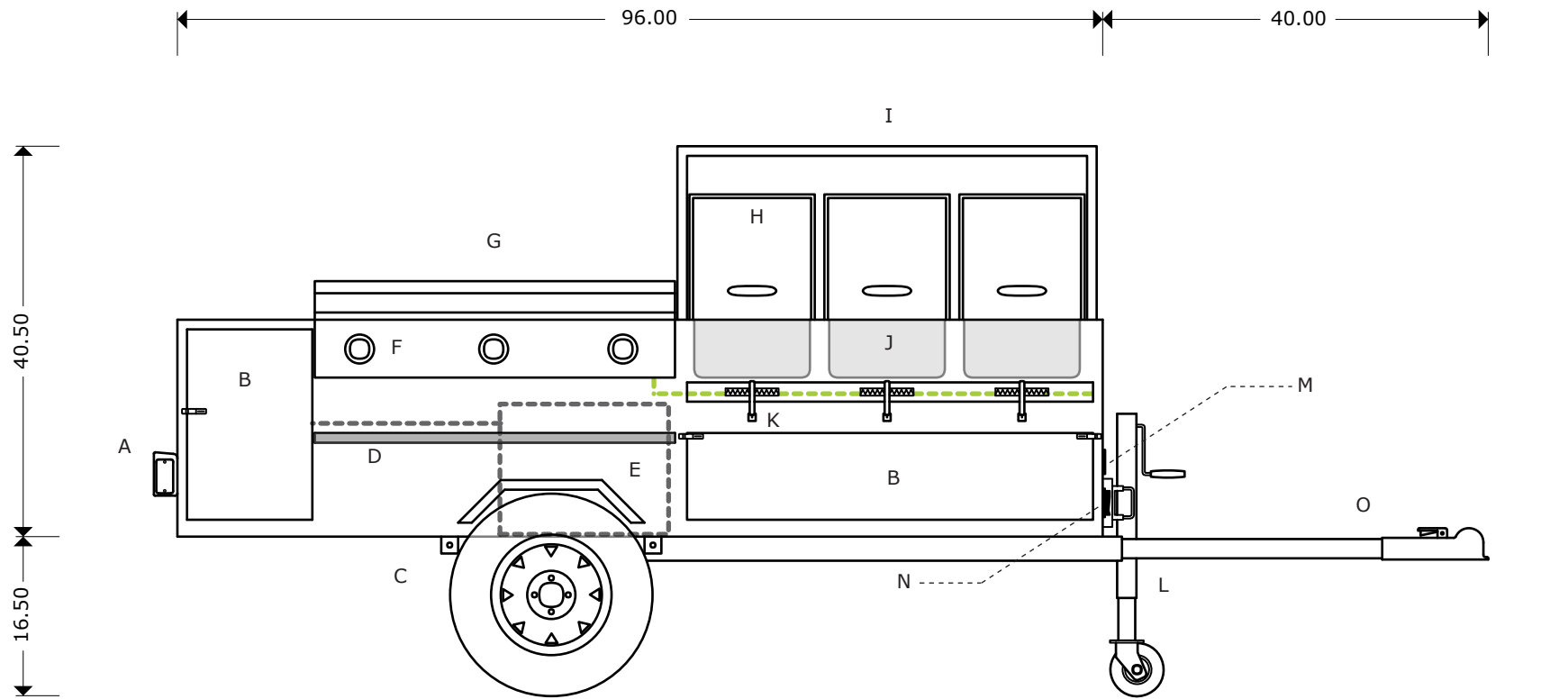
--- Cold water line  
 --- Hot water line  
 --- Gas line  
 --- Wastewater line



- A-TOW BAR w/BALL COUPLER
- B-WHEEL LEVELING JACK
- C-SIDE ACCESS DOOR
- D-ENCLOSURE
- E-20 LB PROPANE TANKS
- F-WATER PUMP
- G-BEVERAGE BIN
- H-7 GAL WASTE WATER TANK
- I-5 GAL FRESH WATER TANK

- J-FRESH WATER TANK INLET
- K-TIRE/FENDER
- L-BEVERAGE BIN LID
- M-GRILL
- N-SINK
- O-TAIL LIGHT
- P-ELECTRICAL OUTLET
- Q-UMBRELLA STAND(S)

- - - - - Cold water line
- - - - - Hot water line
- - - - - Gas line
- - - - - Wastewater line



- A-TAIL LIGHT
- B-SIDE ACCESS DOOR
- C-TIRE/FENDER
- D-PREP SHELF
- E-WASTE WATER TANK
- F-BURNER CONTROL
- G-GRILL
- H-ROLL TOP

- I-ENCLOSURE
- J-STEAM PAN
- K-BURNER/BURNER CONTROL
- L-WHEEL LEVELING JACK
- M-110V ELECTRICAL INLET
- N-ELECTRICAL OUTLET
- O-TOW BAR w/BALL COUPLER

- - - - Cold water line
- - - - Hot water line
- - - - Gas line
- - - - Wastewater line