

GLADIATOR HOT DOG CART

Features

Details

Specs


Schematics



FEATURES

- DOUBLE STEAM TABLE
- 5 STEAM PANS
- HOT AND COLD WATER
- 4 SINKS
- SWIVEL FAUCET
- 5 GAL. FRESH WATER TANK
- 7 GAL. WASTE WATER TANK
- INSULATED BEVERAGE BIN (144 can capacity)
- BI-LEVEL BREAD BOX
- UMBRELLA STAND
- 1000 LBS. WHEEL LEVELING JACK STAND
- TOWABLE TRAILER
- 1 7/8" BALL COUPLER
- 2 SAFETY CHAINS
- RETRACTABLE CONDIMENT TABLE (optional)
- OPERATOR MANUAL
- SCHEMATICS (for Health Dept. review)
- ONE YEAR WARRANTY

"Going places!"



**Hot Dog
Cart Company**

4497 Springbrook Rd.
Jackson, MI 49201



734-507-1212

DETAILS/DESCRIPTIONS

STEAM TABLE

The steam table on the Gladiator hot dog cart consists of two large cast iron burners with individual shut off valves. The steam table accommodates four 1/3 size pans and one 1/2 size pan. The pans are 6" deep and come with solid lids. You can steam, boil or warm up food items of your choice (hot dogs, buns, chili, cheese etc.). Alternative configurations are available. Pans are easily removed for cleaning and maintenance. All pans and lids are NSF approved and listed.

SINKS

The hot dog cart has four sinks and two swivel faucets with hot and cold water for handwashing, rinsing, washing and sanitizing.

WATER STORAGE

The Gladiator hot dog cart has one 5 gal. fresh water tank and a 7 gal. waste water tank.

BEVERAGE BIN

The beverage bin in the Gladiator has a hinged lid and is easily accessible to both vendors and customers. It has its own drain and is insulated to maximize the life of the ice. It has a capacity of 144 cans.

DRY STORAGE

The bread box on the Gladiator hot dog cart has two levels behind two sliding doors and is sealed (so you don't need to remove anything in case of rain). The lower-level of the bread box accommodates 30 bags (a total of 360 units) of buns. The upper level is ideal for storing dry goods such as foil, napkins, tongs etc..

HEATING SOURCE

The two burners on the steam table of the Gladiator hot dog cart run on propane, which is stored neatly in an easily accessible steel fence cage in the front of the cart. It holds two 20 lb. propane tanks ensuring that you will not run out during an event. The propane line has a dual stage regulator.

CONDIMENT TABLE

The stainless steel condiment table on the Gladiator is optional (\$160 extra). It is located on the opposite side of the vendor and is supported by a 40" piano hinge, which is retractable at the time of traveling. The table gives customers a clear destination ensuring a steadier flow during peak selling times. The extra space allows you to offer an array of condiments. Table size is 40" x 31".

UMBRELLA STAND

The umbrella stand on the cart accommodates a 9 ft. market umbrella available in the color of your choice. The umbrella holder is located in the center of the hot dog cart to provide ideal shade. This type of umbrella eliminates the need for cleaning as it is easy and inexpensive to replace.

TRAILER

The hot dog cart rests on a D.O.T.-approved heavy-duty trailer (title available) with baked enamel finished. The leaf spring suspension system allows you to tow it at freeway speeds with safety. The tire size is 4.8" x 8" standard.

TOWING BAR

The tow bar hitch on the hot dog cart is removable, increasing the approachability of your cart while reducing potential safety issues. It is equipped with a 1 7/8" ball coupler with two safety chains.

LIGHTS

The lights on the hot dog cart are tail, stop, signals and hazards. The wiring harness for the lights is male. The lights come with a license plate holder.

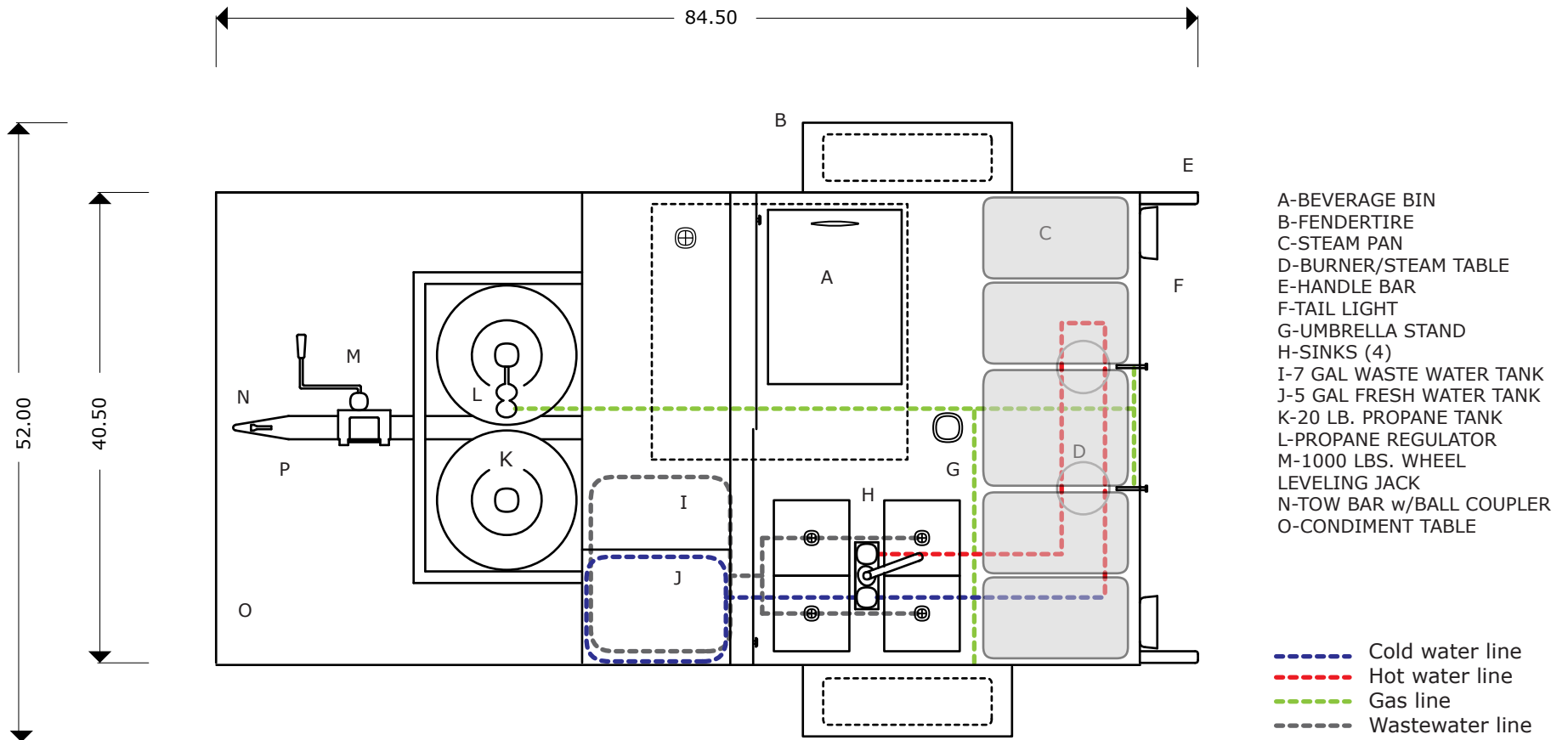
WHEEL LEVELING JACK

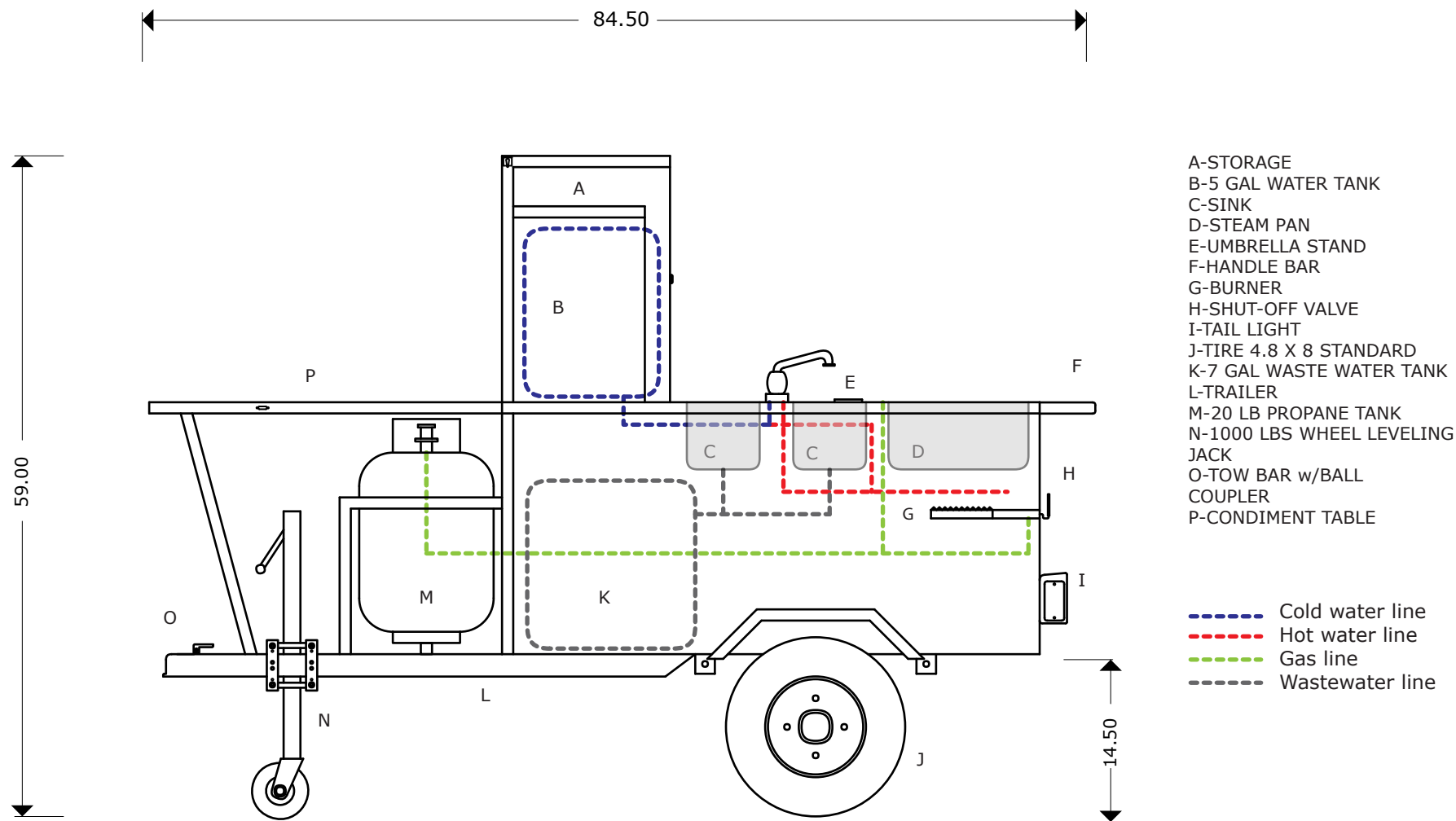
Keep your hot dog cart on the level with this easy-to-use 1000 lb. capacity swing-back trailer jack. With the swing-back style there's no need to remove the jack when hauling the hot dog cart, just fold it back and away. The trailer jack has a side crank handle to level it.

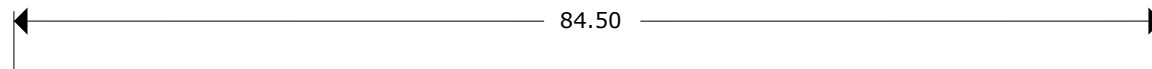
SPECIFICATIONS

CART BODY	L 84.5" x W 40.5" x H 45.5" 18-gauge stainless steel
TRAILER	L 84.5" x W 52.5" x H 59" 1 7/8" ball coupler 2 safety chains
SUSPENSION	Highway rated 1/2 ton leaf suspension
TIRES	4.8" x 8" standard
ELECTRICAL	Tail, stop, signal, hazards Male wiring harness installed
LEVELING JACK	1000 LBS wheel leveling jack stand
SINKS	Wash, rinse, sanitize, handwashing
FRESH WATER TANK	5 GAL
WASTE WATER TANK	7 GAL
COLD STORAGE	Insulated beverage bin w/drain 144 can capacity

DRY STORAGE	Bi-level bread box
STEAM PANS	4- 1/3 size (7"x12"x6") 1-1/2 size (10"x12"x6") 5 lids 4 seperator bars
BURNERS	2 19,000 BTU burners w/adjustable controls (steam table)
PROPANE	2 20 LB propane tanks (not incl.)
PROPANE REGULATOR	Two-stage regulator
STANDARD FEATURES	Hot and cold running water Swivel faucet
ADD'L EQUIPMENT OPTIONS	Retractable condiment table 9 ft. market umbrella







- A-STORAGE
- B-STORAGE (BREAD BOX)
- C-BEVERAGE BIN
- D-UMBRELLA STAND
- E-STEAM PAN
- F-BURNER/STEAM TABLE
- G-HANDLE BAR
- H-SHUT-OFF VALVE
- I-TAIL LIGHT
- J-TIRE 4.8x8 STANDARD
- K-7 GAL GREY WATER TANK
- L-TRAILER
- M-20 LB. PROPANE TANK
- N-1000 LBS. WHEEL LEVELING JACK
- O-TOW BAR w/BALL COUPLER
- P- CONDIMENT TABLE

- - - - Cold water line
- - - - Hot water line
- - - - Gas line
- - - - Wastewater line

