

GRAND MASTER HOT DOG CART

Features

Details

Specs


Schematics



FEATURES


- FOUR BURNER GRIDDLE
- DOUBLE STEAM TABLE
- 6 STEAM PANS
- 2 ROLL TOP COVERS
- 4 SINKS
- 2 SWIVEL FAUCETS
- HOT & COLD WATER
- 12V WATER PUMP
- INSULATED BEVERAGE BIN (262 can capacity)
- 2.5 GAL COLD WATER TANK
- 2.5 GAL HOT WATER TANK
- 7 GAL WASTE WATER TANK
- VENDOR PREP SHELF
- CONDIMENT TRAY
- 5 CONDIMENT PANS
- BI-COLOR STEEL CANOPY
- 1500 LBS. WHEEL LEVELING JACK
- REMOVABLE TOW BAR
- 1 7/8" BALL COUPLER
- 2 SAFETY CHAINS
- OPERATOR MANUAL
- SCHEMATICS (for Health Dept. review)
- ONE YEAR WARRANTY

"Going places!"



**Hot Dog
Cart Company**

4497 Springbrook Rd.
Jackson, MI 49201



734-507-1212

DETAILS/DESCRIPTIONS

GRILL

The Grand Master hot dog cart is equipped with a commercial grade, eight burner, 116,000 BTU LP gas grill. It has a huge capacity and is designed to make professional grilling easy. It cooks up to 65 hamburgers or 126 sausages at once. It offers 1000 sq. in. of grilling space and is ideal for high-traffic events. The drip tray is below the grill can hold grease for months, minimizing frequent cleaning and disposal. The popularity of grilling (as opposed to steaming) makes this an attractive feature.

STEAM TABLE

The steam table on the Grand Master hot dog cart consists of two large cast iron burners with individual shut off valves. The steam table accommodates various sizes of pots and lids. It comes with 2 spillage pans, six 1/3 size pans and 2 roll tops. The pans are 6" deep and come with solid lids. You can steam, boil or warm up food items of your choice (hot dogs, buns, chili, cheese etc.). Alternative configurations are available. Pans are easily removed for cleaning and maintenance. All pans and lids are NSF approved and listed.

SINKS

The hot dog cart has four sinks and two swivel faucets with hot and cold water for handwashing, rinsing, washing and sanitizing.

WATER STORAGE

The Grand Master hot dog cart has 5 gal. fresh water tank and a 7 gal. waste water tank. The water system includes a 12V water pump. Capacity can be increased.

BEVERAGE BIN

The Grand Master hot dog cart is equipped with an insulated, stainless steel beverage bin with an individual drain and a hinged lid. It has a 262 can capacity.

DRY STORAGE

The Grand Master hot dog cart has plenty of interior storage space to keep all your supplies. All areas are accessible by hinged doors with safety latches.

CONDIMENT TRAY

The condiment tray on the Grand Master hot dog cart consists of 5 pans with slotted lids. You can offer an array of condiments. The stainless steel condiment box is sealed, so you can add ice underneath the pans. Pans and lids are NSF approved and listed.

HEATING SOURCE

The grill and the two burners for the steam table on the Grand Master hot dog cart run on propane. It is stored neatly in an easily accessible location under a hinged door with a safety latch. The compartment holds two 20 lb. tanks (not included) ensuring you never run out during an event. The propane line has a dual stage regulator.

CANOPY

The steel canopy on the Grand Master hot dog cart is red and yellow but can be painted with color(s) of your choosing. It is ideal for displaying magnets, menus and more.

TRAILER

The hot dog cart rests on a D.O.T.-approved heavy-duty trailer (title available) with baked enamel finished. The leaf spring suspension system allows you to tow it at freeway speeds with safety. The tire size is 4.8" x 12" standard.

TOWING BAR

The tow bar hitch on the hot dog cart is removable increasing the approachability of your cart and minimizing safety issues. It is equipped with a 1 7/8" ball coupler with two safety chains. An optional 2" ball coupler is available.

LIGHTS

The lights on the hot dog cart are tail, stop, signals and hazards. The wiring harness for the lights is male. The lights come with a license plate holder.

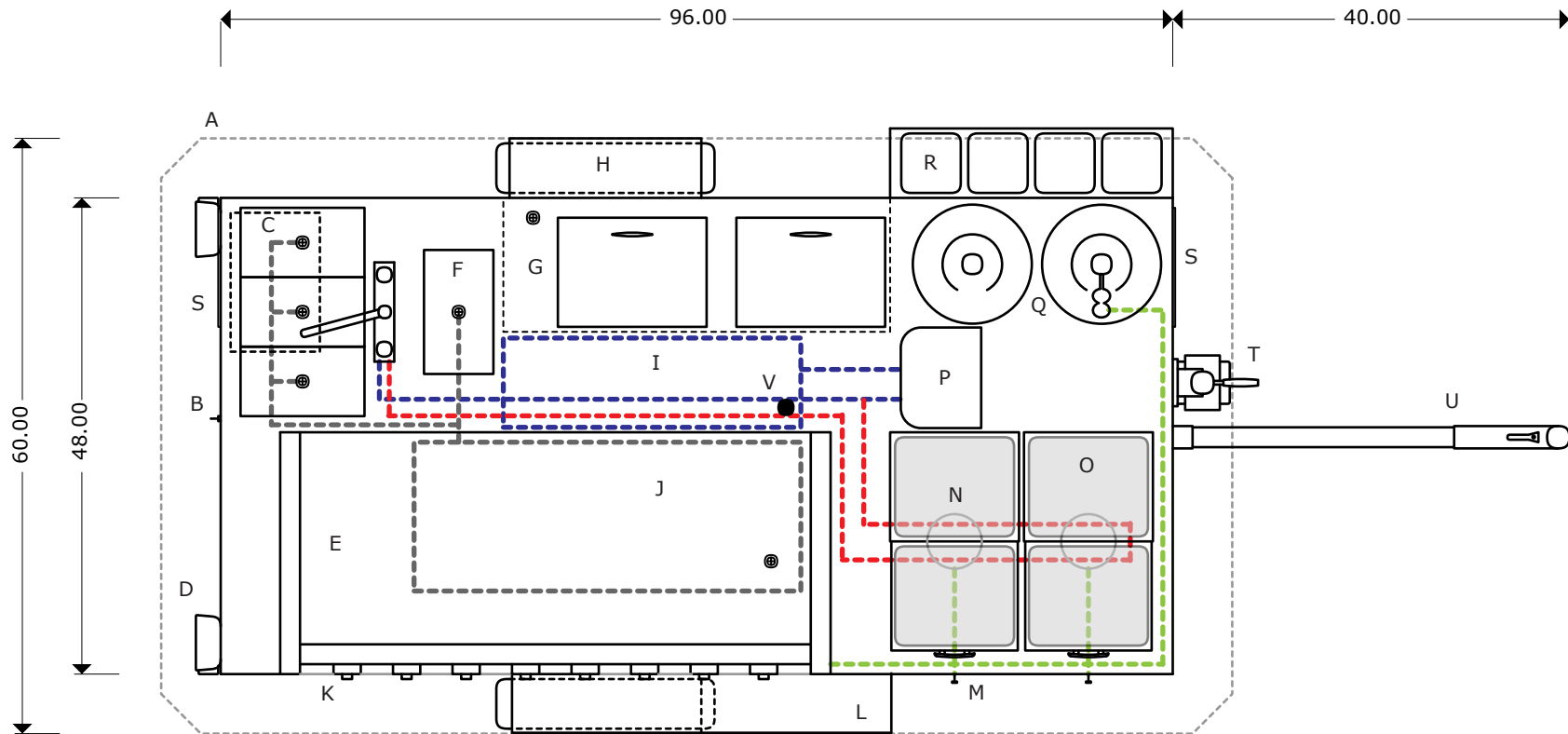
WHEEL LEVELING JACK

Keep your hot dog cart on the level with this easy-to-use 1500 lb. capacity swing-back trailer jack. With the swing-back style there's no need to remove the jack when hauling the hot dog cart, just fold it back and away. The trailer jack has a side crank handle to level it.

SPECIFICATIONS

CART BODY	L 96" x W 48" x H 75.5" 18-gauge stainless steel
TRAILER	L 136" x W 60" x H 92" 1 7/8" ball coupler 2 safety chains
SUSPENSION	Highway rated 1/2 ton leaf suspension
TIRES	4.8" x 12" standard
ELECTRICAL	Tail, stop, signal, hazards Male wiring harness installed 12V water pump
LEVELING JACK	1500 LB wheel leveling jack stand
SINKS	4 sinks Wash, rinse, sanitize, handwashing
FRESH WATER TANK	2.5 GAL hot water 2.5 GAL cold water
WASTE WATER TANK	7 GAL
COLD STORAGE	Insulated beverage bin w/drain 262 can capacity

DRY STORAGE	3 interior compartments
STEAM PANS	6 - 1/3 size (7"x12"x6") 6 lids 2 spillage pans 2 roll tops
GRILL	116,000 BTU 8 burners LP gas 1,000 sq. in. grill space
BURNERS	2 - 19,000 BTU burners w/adj. controls (steam table) 1 - 19,000 BTU burner w/adj. control (hot water tank)
PROPANE	2 20 LB propane tanks (not incl.)
PROPANE REGULATOR	Two-stage regulator
CANOPY	Steel, bi-color
STANDARD FEATURES	Hot and cold running water 2 swivel faucets
ADD'L EQUIPMENT OPTIONS	Add'l canopy colors available 2" ball coupler Water capacity can be increased



A-CANOPY LINE
 B-SWITCH
 C-BATTERY
 D-TAIL LIGHT
 E-GRILL
 F-SINK
 G-BEVERAGE BIN
 H-FENDER

I-15 GAL FRESH WATER TANK
 J-21 GAL WASTE WATER TANK
 K-GRILL CONTROLS
 L-PREP SHELF
 M-BURNER CONTROLS
 N-BURNER
 O-STEAM PAN
 P-HOT WATER HEATER

Q-20 LB PROPANE TANKS
 R-CONDIMENT CONTAINER
 S-SIDE ACCESS DOOR
 T-WHEEL LEVELING JACK
 U-TOW BAR w/BALL COUPLER

--- Cold water line
 --- Hot water line
 --- Gas line
 --- Wastewater line

SCHEMATICS

GRAND MASTER

Left Side View

Hot Dog
Cart Company

