

CALIFORNIA HOT DOG CART

Features

Details

Specs


Schematics



FEATURES

- DOUBLE-RACK GRILL
- DOUBLE STEAM TABLE
- 4 STEAM PANS w/LIDS
- REFRIGERATION UNIT
- 4 SINKS
- HOT & COLD WATER
- 4 SWIVEL FAUCETS
- 12V WATER PUMP
- 20 GAL FRESH WATER TANK
- 15 GAL WASTE WATER TANK
- INSULATED BEVERAGE BIN (144 can capacity)
- INTERIOR STORAGE
- 2 UMBRELLA STANDS
- 1500 LBS. WHEEL LEVELING JACK
- REMOVABLE TOW BAR
- 1 7/8" BALL COUPLER
- OPERATOR MANUAL
- SCHEMATICS (for Health Dept. review)
- ONE YEAR WARRANTY

"Going places!"



**Hot Dog
Cart Company**

4497 Springbrook Rd.
Jackson, MI 49201



734-507-1212

DETAILS/DESCRIPTIONS

GRILL

The California hot dog cart is equipped with a double-rack, 55,000 BTU grill with four burners. The drip tray is located below and sufficient to hold grease for months, minimizing the need for frequent cleaning. Due to the popularity of grilling as opposed to steaming, this is an attractive feature.

STEAM TABLE

The steam table on the California hot dog cart consists of two large cast iron burners with individual shut off valves. The steam table has four 1/2 size pans. The pans are 6" deep and come with solid lids. You can steam, boil or warm up food items of your choice (hot dogs, buns, chili, etc.). Alternative configurations are available. Pans are easily removable for cleaning and maintenance. All pans and lids are NSF approved and listed.

SINKS

The California hot dog cart has four large sinks and four swivel faucets with hot and cold water for handwashing, rinsing, washing and sanitizing. Three sinks measure 12"x12"x10" and include hinged lids. The fourth sink measures 9"x12"x10" (with an 8" splash guard). The faucets are mixing swivel faucets capable of providing water at min. 120F for hot water and max. 99F for cold water (as per regulations).

WATER SYSTEM

Water pressure is provided by an electrical (12V) water pump capable of delivering water at a min. of 1 gal./min. A 4 gal. water heater is connected to the fresh water tank and heats water a min. of 90F.

WATER STORAGE

The California hot dog cart is equipped with four 5 gal. fresh water tanks, fulfilling the 5 gal. min. required for hand washing and the 15 gal. min. required for ware washing and food preparation. The waste water tank has a 36 gal. capacity and has an air vent water flow to prevent flooding of the interior of the cart. Additionally, it has a discharge valve to facilitate complete drainage.

BEVERAGE BIN

The California hot dog cart is equipped with an insulated stainless steel beverage bin with a hinged lid and an individual drain. It has a 144 can capacity and is easily accessible to both vendors and customers.

DRY STORAGE

There are two interior storage compartments. The area in the back is ideal for storing extra dry goods such as napkins, foil, tongs etc. The area in the front under the steam table is perfect for storing food items such as hot dog buns. Each compartment has a hinged door with a safety latch.

REFRIGERATOR

The cart is equipped with an electrical refrigeration unit to store perishable food items.

HEATING SOURCE

The two burners on the steam table as well as the grill run on propane, which is stored neatly in a double cylinder hold-down rack located inside the cart. It holds two 20 lb. propane tanks (not incl.), reducing the need for replacement during high-volume events.

UMBRELLAS STANDS

The California hot dog cart features two umbrella holders on each end of the cart. They hold two 9 ft. market umbrellas available in a variety of colors. This type of umbrella eliminates the need for cleaning as it is easy and inexpensive to replace.

TRAILER

The hot dog cart rests on a D.O.T.-approved heavy-duty trailer (title available) with baked enamel finished. The leaf spring suspension system allows you to tow it at freeway speeds with safety. The tire size is 4.8" x 8" standard.

TOWING BAR

The tow bar hitch on the hot dog cart is removable, increasing the approachability of your cart while minimizing safety issues. It is equipped with a 1 7/8" ball coupler with two safety chains. Optional 2" ball coupler available.

LIGHTS

The lights on the hot dog cart are tail, stop, signals and hazards. The wiring harness for the lights is male. The lights come with a license plate holder.

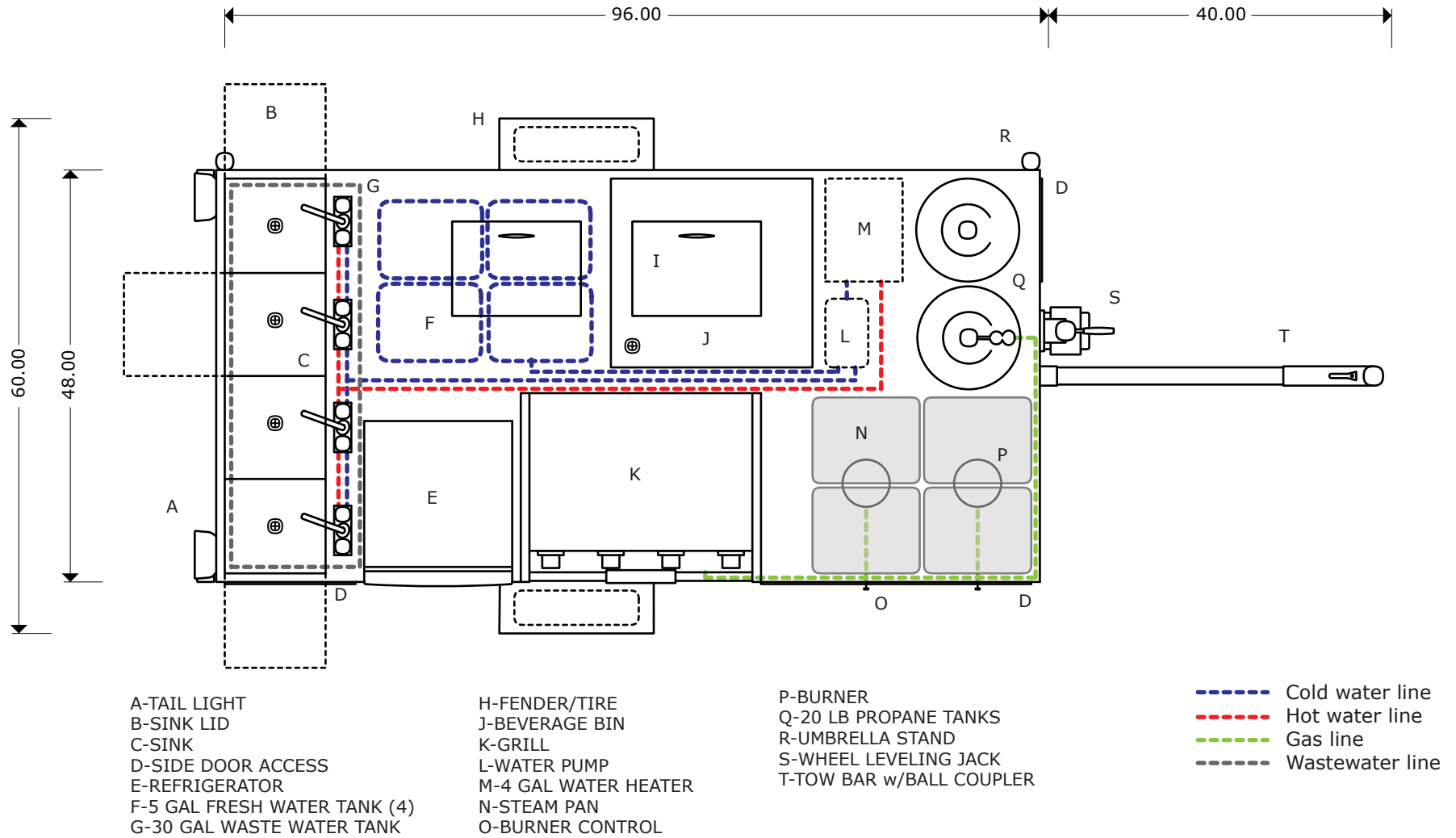
WHEEL LEVELING JACK

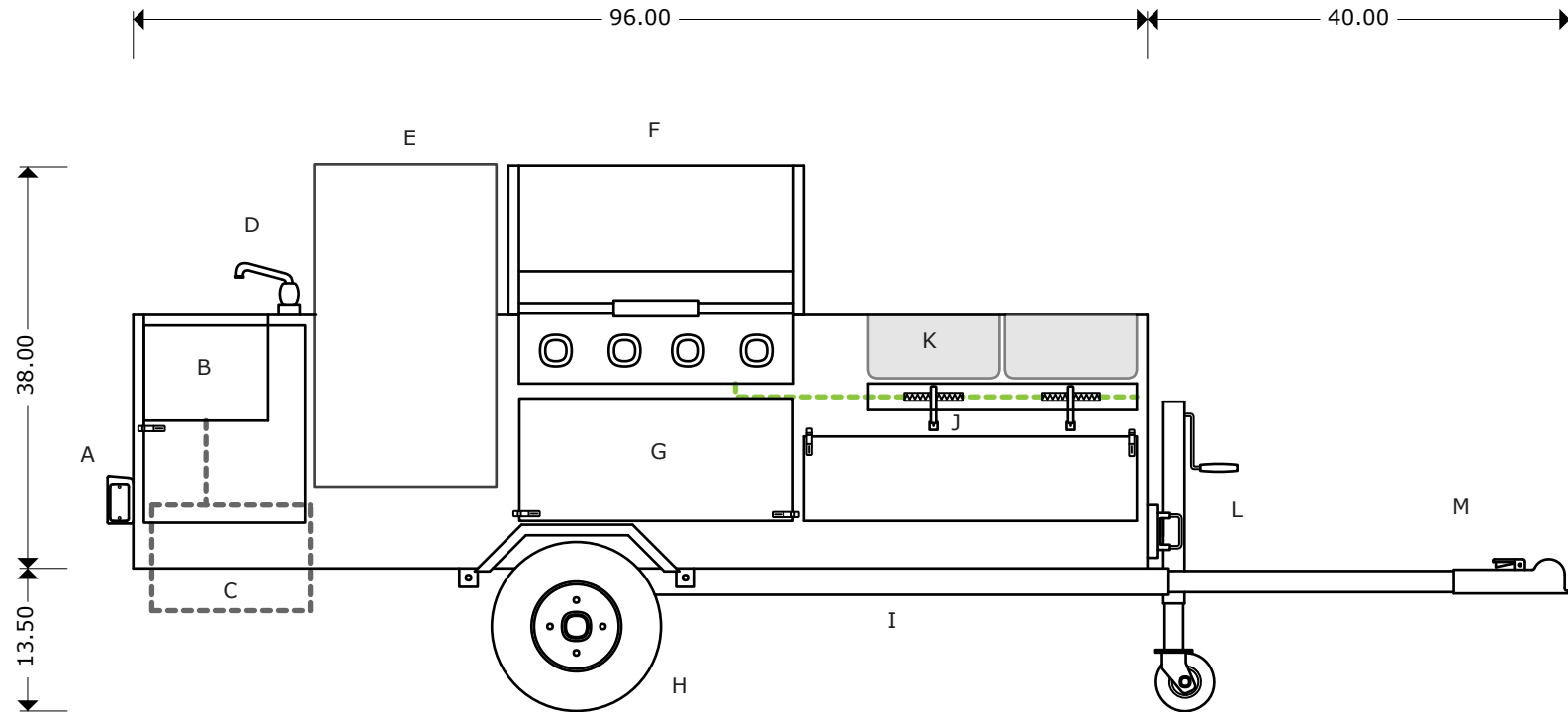
The hot dog cart comes with a 1500 lb. capacity swing-back trailer jack. Just fold it back and away when ready for transport. The trailer jack has a side crank handle to level it.

SPECIFICATIONS

CART BODY	L 96" x W 48" x H 38" 18-gauge stainless steel construction
TRAILER	L 136" x 60" x H 51.5" 1 7/8" ball coupler 2 safety chains
SUSPENSION	Highway rated 1/2 ton leaf suspension
TIRES	4.8" x 8" standard
ELECTRICAL	Tail, stop, signal, hazard lights Male wiring harness installed Water pump (12V) Water heater (4 GAL)
LEVELING JACK	1500 LB wheel leveling jack
SINKS	Wash, rinse, sanitize, handwashing
FRESH WATER TANK	4-5 GAL tanks
WASTE WATER TANK	15 GAL
COLD STORAGE	Insulated beverage bin w/drain 144 can capacity Refrigeration unit

DRY STORAGE	2 interior compartments
STEAM PANS	4 - 1/2 size (10"x12"x6") 4 lids 4 seperator bars *Add'l config. avail.
BURNERS	2 - 19,000 BTU burners w/adjustable controls (steam table)
GRILL	55,000 BTU Gas Double-rack
PROPANE	2 - 20 LB propane tanks (not incl.)
PROPANE REGULATOR	Two-stage regulator
STANDARD FEATURES	Hot and cold running water 2 swivel faucets
ADD'L EQUIPMENT OPTIONS	9 ft. market umbrella 2" ball coupler

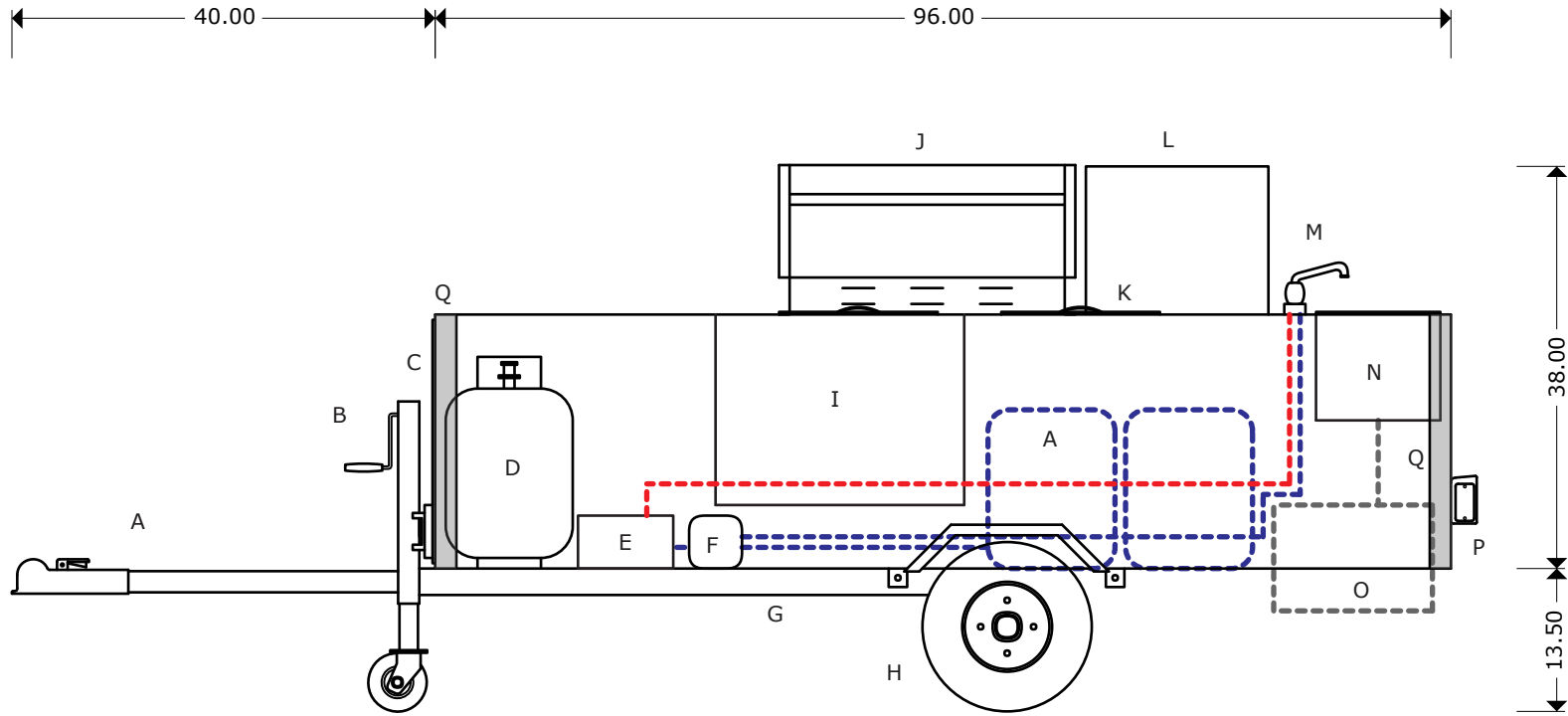




- A-TAIL LIGHT
- B-SINK
- C-30 GAL WASTE WATER TANK
- D-HOT+COLD WATER FAUCET
- E-REFRIGERATOR
- F-GRILL
- G-SIDE ACCESS DOOR
- H-TIRE 4.8X8 STANDARD

- I-TRAILER
- J-BURNER/BURNER CONTROL
- K-STEAM PAN
- L-WHEEL LEVELING JACK
- M-TOW BAR W/BALL COUPLER

- - - - - Cold water line
- - - - - Hot water line
- - - - - Gas line
- - - - - Wastewater line



- A-TOW BAR w/BALL COUPLER
- B-WHEEL LEVELING JACK
- C-SIDE DOOR ACCESS
- D-20 LB PROPANE TANK
- E-4 GAL WATER HEATER
- F-WATER PUMP
- G-TRAILER
- H-TIRE 4.8X8 STANDARD
- I-BEVERAGE BIN

- J-GRILL
- K-LID
- L-REFRIGERATOR
- M-HOT+COLD WATER FAUCET
- N-SINK
- O-30 GAL WASTE WATER TANK
- P-TAIL LIGHT
- Q-UMBRELLA STAND

- - - Cold water line
- - - Hot water line
- - - Gas line
- - - Wastewater line